




# 2019 Product Guide

Effective January 1, 2019



***// Advancing Power Quality***

# Table of Contents

Terms & Conditions of Sales .....	2
<b>Section 1: Harmonic Solutions .....</b>	<b>4</b>
HarmonicGuard® Active Filter .....	5
HarmonicGuard® Passive Filter .....	21
HarmonicShield™ Drive Applied Filter .....	45
HarmonicGuard® Low Capacitance Filter .....	52
HarmonicGuard® Single-Phase Filter .....	69
KDR Optimized Line Reactors.....	70
KDR Series DIN Rail Line Reactors .....	78
KLR Series Three Phase Reactors .....	80
KLR Series DIN Rail Line Reactors.....	88
Enclosures and Options .....	90
<b>Section 2: Motor Protection Solutions .....</b>	<b>91</b>
MotorGuard™ Sine Wave Output Filter.....	92
Motorshield™ Sine Wave Output Filter .....	95
V1k dv/dt Output Filter.....	97
KDR Optimized Load Reactors .....	101
KDR Series DIN Rail Load Reactors.....	104
<b>Section 3: Power Factor Correction Solutions .....</b>	<b>105</b>
PF Guard Capacitor Bank .....	106
KTR Three Phase Tuning Reactor .....	112
KCAP High Endurance Capacitor.....	112
<b>Section 4: High Frequency Noise Solutions .....</b>	<b>115</b>
KRF 3-Phase EMC Power Line Filters .....	116
<b>Section 5: Legacy Products .....</b>	<b>118</b>
HarmonicGuard HG7 Filter.....	119

# Terms & Conditions of Sales

## Minimum Orders

No minimum order required.

## Payment Terms

If the customer is located within the United States and qualifies for open credit, standard payment terms are net 30 days. If the customer is located outside the United States, TCI reserves the right to require a letter of credit drawn on a United States bank payable at sight against presentation of shipping documents or to require a cash payment before shipment is made. New accounts are required to provide a signed credit application with credit references. Terms and open account status are subject to change for failure to pay outstanding accounts on a timely basis or if customer's financial strength is impaired. Late invoices are subject to finance charges equal to 1.5% of the account balance per month (or the highest amount allowable by law). Assessed finance charges are considered unpaid invoices.

## Pricing

All prices are quoted in U.S. dollars. All discounts are based on the manufacturer's most recent List Price Schedule. All prices are subject to change without notice. All prices are exclusive of all sales, use, excise or similar taxes applicable to the sale, purchase, shipment or use of goods sold to the customer, duties and other charges which may apply including, without limitation, charges for freight and insurance. All such taxes, duties and charges shall be paid by the customer whether or not originally invoiced by TCI and regardless of when invoiced.

## Quotations

Prices are based on costs and conditions existing on the date of the quote and are subject to change by manufacturer prior to final order acceptance. All quotations are valid for 30 days, unless stated otherwise.

## Delivery

All scheduled delivery dates shall be considered estimates only and TCI shall have no liability for failure to meet such dates. Delivery of all products are subject to availability and lead times required for TCI's production schedule. All product will be shipped to the customer's address as set forth in its purchase order unless a different delivery address is clearly noted in the purchase order.

## Freight Policy – Domestic

All products are shipped Ex Works, Germantown, Wisconsin. Typically, freight carriers are selected by TCI and all freight charges are prepaid and added to the invoice. It is the responsibility of the customer to clearly indicate a different carrier and billing method when desired but such requests shall only be binding upon TCI if consented to in writing by TCI prior to the scheduled shipment date.

## Freight Policy – International

All products are shipped Ex Works, Germantown, Wisconsin, using domestic packaging. Selection of freight carriers is the responsibility of customer and all freight charges are the responsibility of the customer. Customer is responsible for customs clearance, broker's fees, import duties, and all applicable taxes. Specialized packaging quoted upon request.

## Damaged Freight/Claims

Title and risk of loss is passed to the customer upon acceptance of the shipment by the freight carrier. It is the responsibility of the customer to file a claim directly with the carrier for any damaged or lost products occurring during transit. TCI does not purchase or arrange for insurance coverage beyond the EX Works point for products shipped by TCI. If customer requires purchase of insurance coverage beyond the EX Works point by TCI, its purchase order must clearly state such requirement but such request shall only be binding upon TCI if consented to in writing by TCI prior to the scheduled shipment date and all costs for such insurance shall be the responsibility of the customer and added to customer's invoice.

# Terms & Conditions of Sales

## Limited Warranty

The terms and conditions of TCI's Limited Warranty Policy are incorporated herein by reference. Such policy is available from TCI and on its website.

- Authorization and shipping instructions for return of products must be obtained from TCI prior to return of goods
- Packages must be labeled with Return Material Authorization (RMA) Number and returned within 30 days from the initial return request to:

### **TCI, LLC**

W132 N10611 Grant Drive  
Germantown, Wisconsin 53022  
Attn: Returns Department

- All returned goods are subject to inspection prior to final disposition.
- Restocking charges may apply. For further information, please contact the Customer Service.

## Cancellation

In the event customer cancels all or any portion of the undelivered portion of this order, TCI reserves the right to charge cancellation fees on all non-standard and slow moving parts. Cancellation fees will be assessed at the time of the request to cancel.

## Force Majeure

TCI shall have no liability for any delay in or failure of performance caused by circumstances beyond its control including, but not limited to, delays or failures caused by civil insurrection, war, fire, flood, government action, strike or any other labor disturbance, acts of God or shortages of materials or equipment.

## Collection Fees

In the event TCI refers a past due account to an attorney or other third party for collection, customer shall pay all costs and expenses incurred by TCI in connection therewith including attorneys' fees.

## Contract Terms

Any terms and conditions contained in any purchase orders, confirmations, acknowledgements, shipping orders or other documents issued by customer in connection with the sale of goods by TCI to customer which are inconsistent with the terms hereof shall not apply, and shipment by TCI shall not constitute assent to, any such inconsistent terms. Customer's full or partial payment or acceptance of delivery shall constitute acceptance of all the terms and conditions set forth herein.

## Governing Law; Venue

This document and the transactions contemplated hereby shall be governed by and construed in accordance with the laws of the State of Wisconsin. Customer agrees to submit to the jurisdiction of the courts of the State of Wisconsin and of the United States of America located in the City of Milwaukee for any actions, suits or proceedings arising out of or relating to the sale of goods by TCI to customer.

## No Authority; Contract Terms

TCI does not authorize any of its employees or agents to offer or agree upon terms other than those expressly set forth herein. No statement or writing proposing to modify or add to the terms and conditions hereof shall be binding unless in writing and signed by an officer of TCI and customer.

## Default in Payment

In the event customer fails to comply with the terms of payment, TCI shall have the right, in addition to all other rights as may be available to it under law, to withhold other shipments to customer, in whole or in part, to recall goods in transit and to repossess goods provided to customer.

# Section 1: Harmonic Solutions

---

## HARMONICGUARD<sup>®</sup> **SOLUTION CENTER**

The HarmonicGuard<sup>®</sup> Solution Center is an analysis tool that enables users to size filtering solutions to meet harmonic and power factor requirements and to determine IEEE 519-2014 compliance.

This tool can be found on our website, [www.transcoil.com](http://www.transcoil.com).

# HarmonicGuard Active Filter

The HGA active harmonic filter actively monitors the load current, reacting to changes in load almost instantaneously, while returning true power factor to near unity:

- Virtual real time correction of the non-linear current
- Synchronization of the current and voltage waveforms
- Always attempting to achieve unity power
- Never allowing for leading power factor

# HGA

## Actively Limits Harmonic Distortion

- TDD reduction to 5% or better at Full Load
- Meets IEEE-519 2014
- Improves true power factor – improves energy efficiency
- System-applied – MCC & Switchboard
- Touchscreen display
- UL 508 Certified. No SCCR required by UL Standards for the filter.
- Communication options include Modbus RTU over RS485, EtherNet/IP, BACNet/IP, Modbus TCP/IP, and DeviceNet

## Fits in Narrow Spots

In a tight spot? The HGA configuration minimizes the space required for harmonics mitigation in the electrical equipment line up, maximizing building space for more productive uses. For example, our 200 A HarmonicGuard Active filter has been re-engineered to have the same form factor as our popular HGA 250 A and suitable for single door MCC integration.

## Additional Features

The 500 Amp rating for larger systems  
208 V - 600 V 60Hz System Compatibility  
UL Type 3R Enclosure for outdoor environments  
HMI Display - Fully featured 65k color touchscreen HMI display



# HGA Ordering Instructions Step 1

## HGA Part Numbering System - 480 V Open & Type 1

Applies to applications which have the following characteristics:

- Temperature: 40° C
- Current: 50, 100, 150, 200, 250, 300, 400, 500
- Voltage: 480 V, 240 V, 208 V
- Enclosure: Open Chassis, UL Type 1

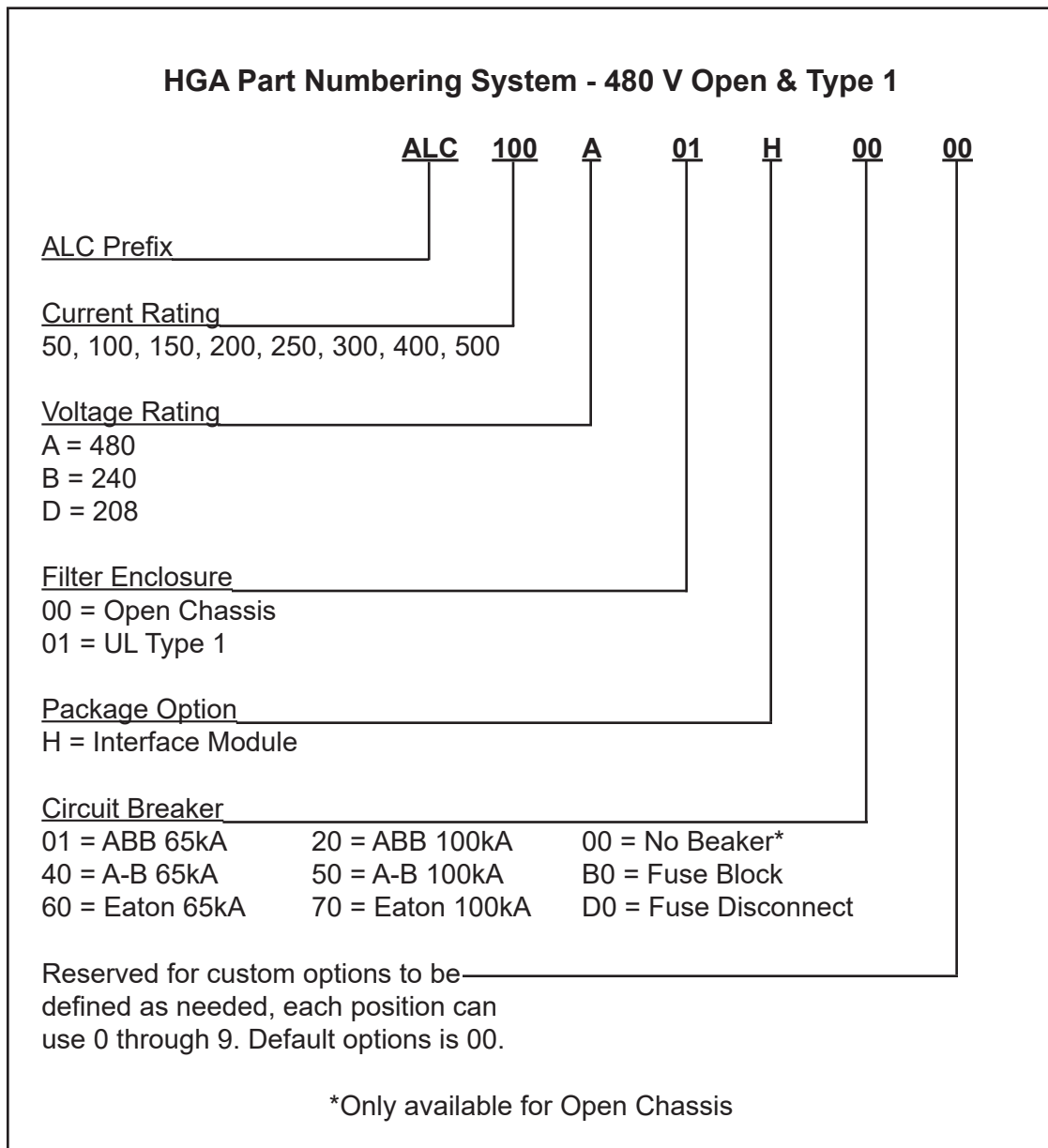


Figure 1: Part Numbering System “A” for 480 V Open Chassis and Type 1 Enclosure



# HGA Ordering Instructions Step 1

## HGA Part Numbering System - 480 V Type 12 & Type 3R

Applies to applications which have the following characteristics:

- Temperature: 40° C
- Current: 50, 100, 150, 200, 250, 300, 400, 500
- Voltage: 480 V, 208 V, 240 V
- Enclosure: UL Type 12, UL Type 3R

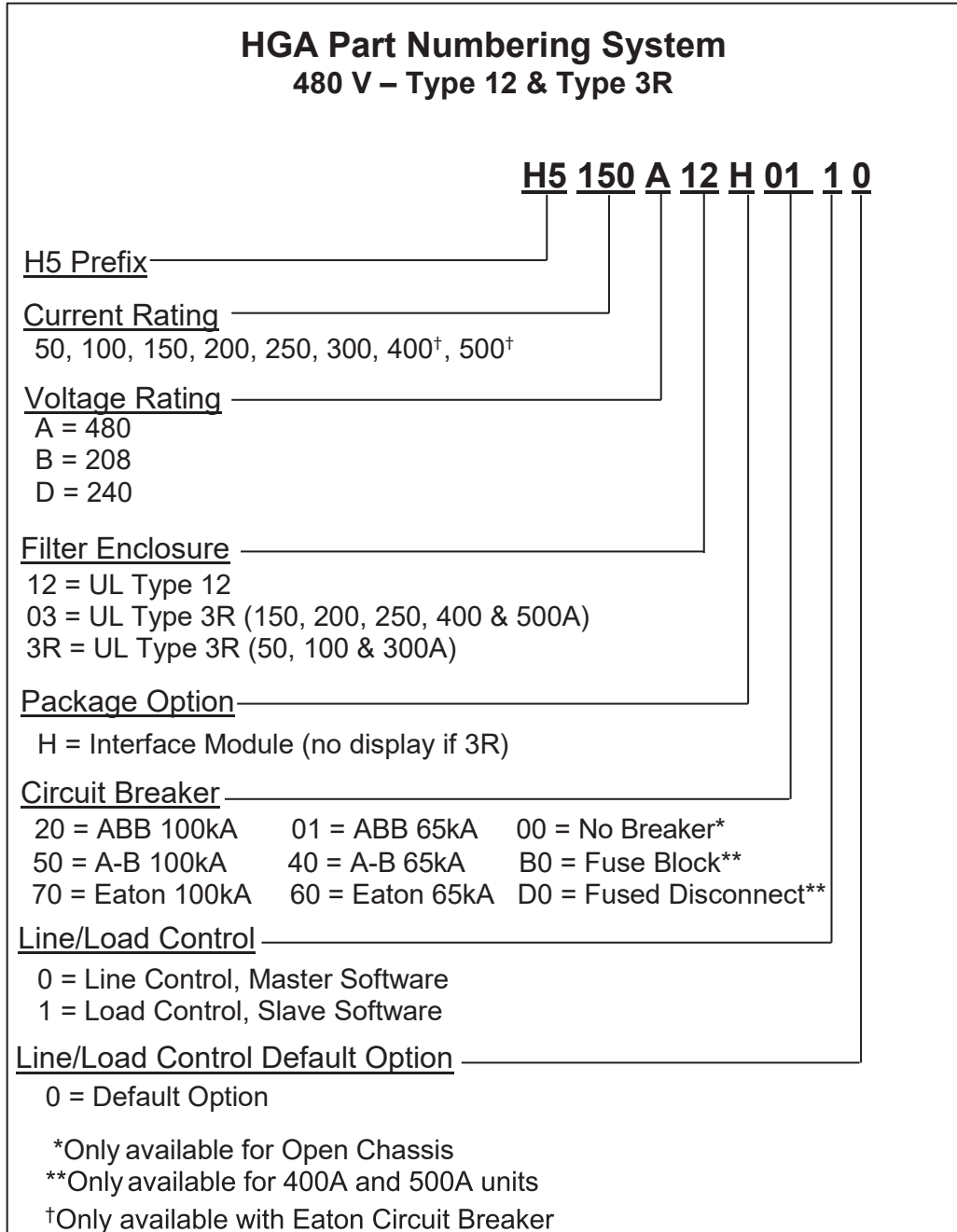


Figure 2: Part Numbering System “B” for 480 V Type 12 or Type 3R Enclosure



# HGA Ordering Instructions Step 1

## HGA Part Numbering System - 600 V

Applies to applications which have the following characteristics:

- Temperature: 40° C
- Current: 39, 78, 110, 150, 185, 220, 300, 370
- Voltage: 600
- Enclosure: Open Chassis, UL Type 1 or UL Type 3R

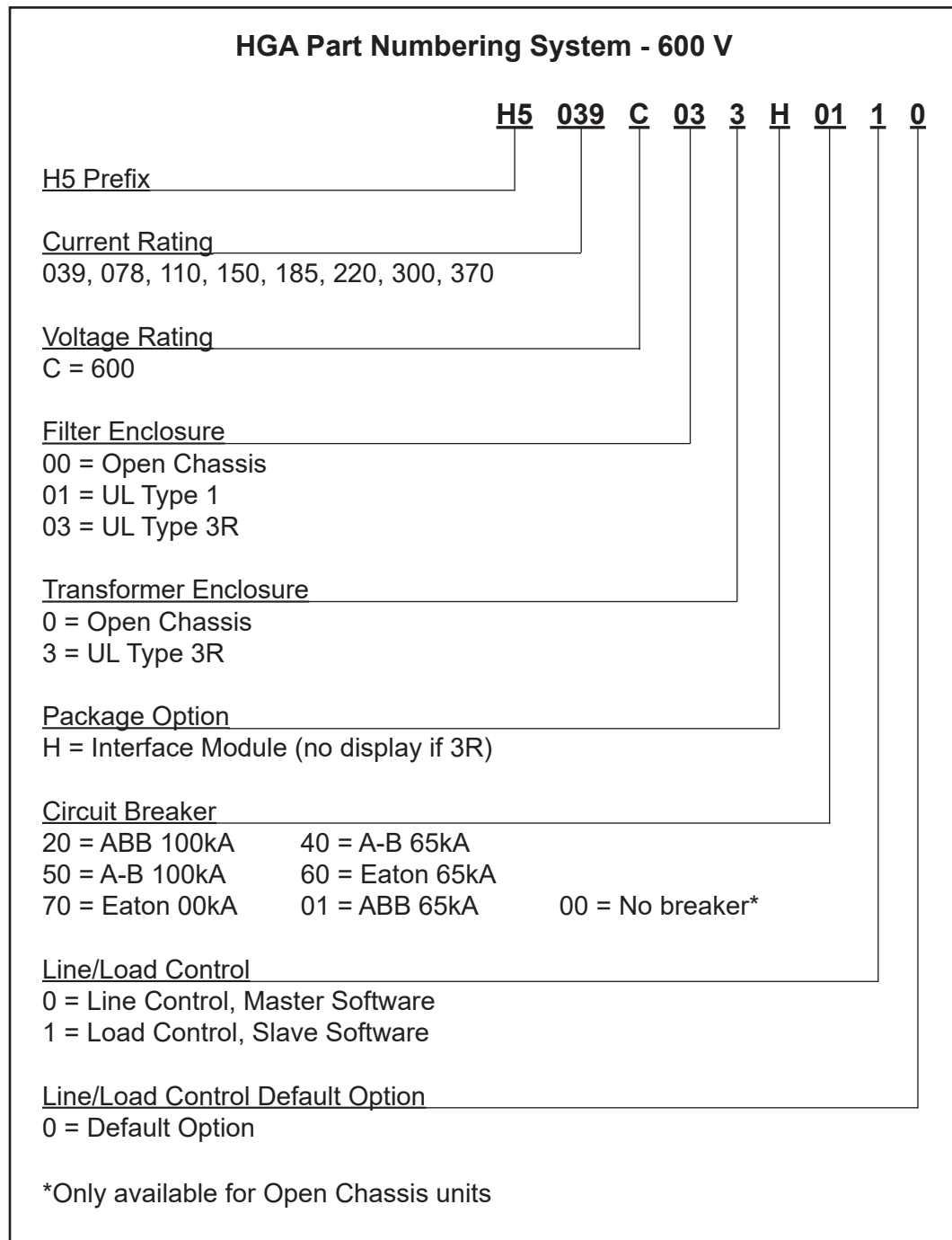


Figure 3: Part Numbering System for 600 V and Open Chassis or Type 1 or 3R Enclosure

# HGA Ordering Instructions Step 2

## Part Numbering Step 2

**Step A)** Based on the type of enclosure you are ordering, use one of the two Part Numbering Systems below to create your HMI part number:

- Figure 5: Open Chassis, UL Type 1 and UL Type 12
- Figure 6: UL Type 3R

**Step B)** Identify the required current, voltage and communication option to determine the second part number.

- **Current Rating**


- Corective amp rating; see the HarmonicGuard Solution Center at [transcoil.com/solutioncenter.htm](http://transcoil.com/solutioncenter.htm)

- **Voltage Rating**

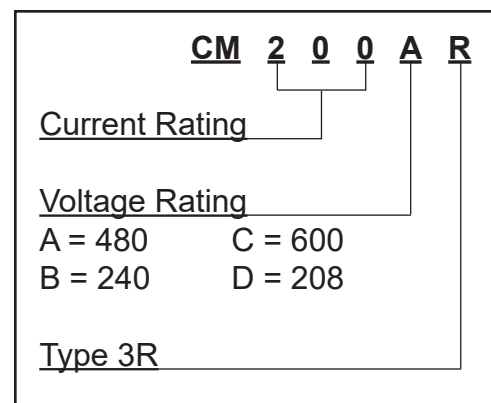
- Application voltage

- **Communications Options**

- For Open Chassis, UL Type 1 and UL Type 12 the options include: ModBus RTU over RS485, Modbus TCP/IP, EtherNet I/P, BACNet or DeviceNet (Figure 5).
- For UL Type 3R there is only one interface option which has no HMI display, but does have four status indicator lights, a run/stop key switch to control the unit and an external diagnostic port that an HGA-HMI unit, an optional addition, can be connected to (Figure 6).
- The HGA-HMI is an HMI assembly inside a small portable case which can be ordered in addition to the required communication option. The part number to enter on your order is: HGA-HMI.



**Figure 5: HMI Part Numbering System for Open Chassis, UL Type 1 and UL Type 12 units**

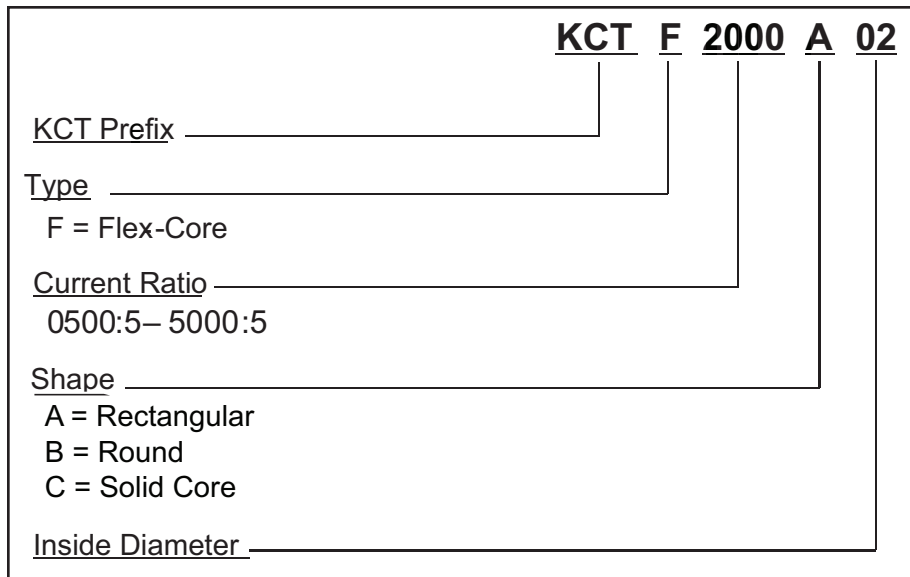


**Figure 6: HMI Part Numbering System for UL Type 3R units**

# HGA Ordering Instructions - Current Transformer

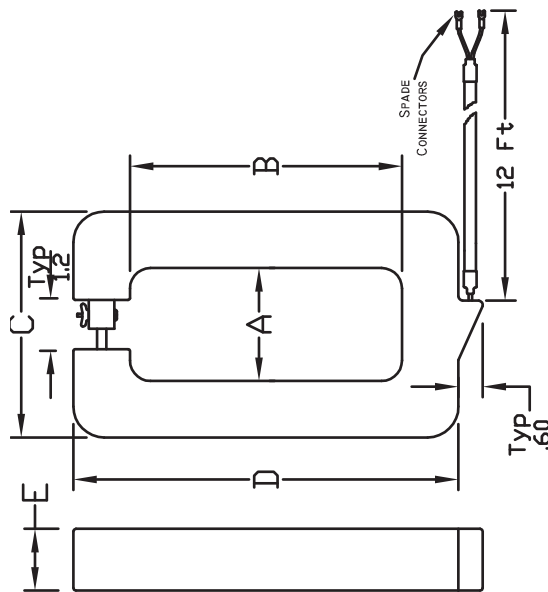
## Part Numbering Step 3

Based on your current ratio use the following Part Numbering System to create your CT part number.  
Two current transformers are required per active filter unit.



# HGA - Rectangular Current Transformer Diagram

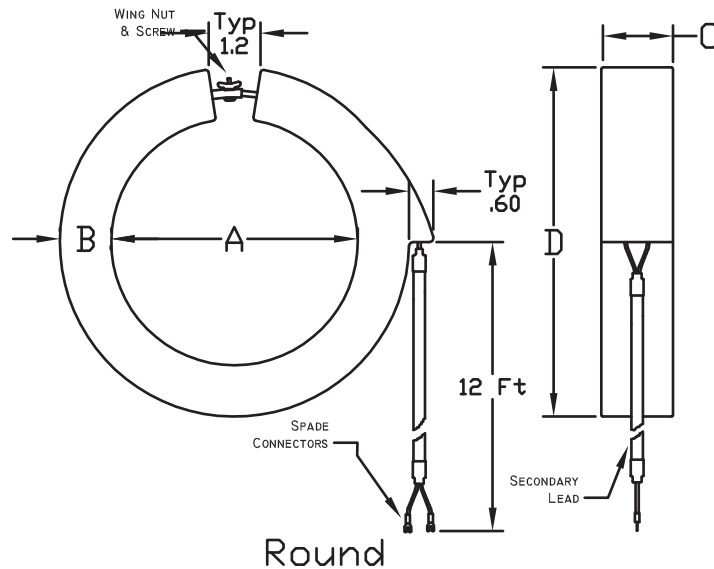
## Current Transformer Diagram – Rectangular



Dimensions in Inches (mm)								
Catalog #	Current Ratio	VA Rating	Burden Value (Ohms)	A	B	C	D	E
KCTF0500A02	500:5	3.0	0.1	2 3/4 (69.9)	6 5/8 (168.3)	5 1/2 (139.7)	9 3/8 (238.1)	1 1/2 (38.1)
KCTF0600A02	6000:5	2.5	0.1	2 3/4 (69.9)	6 5/8 (168.3)	5 1/2 (139.7)	9 3/8 (238.1)	1 1/2 (38.1)
KCTF1000A02	1000:5	5.0	0.2	2 3/4 (69.9)	6 5/8 (168.3)	5 1/2 (139.7)	9 3/8 (238.1)	1 1/2 (38.1)
KCTF1200A02	1200:5	5.0	0.2	2 3/4 (69.9)	6 5/8 (168.3)	5 1/2 (139.7)	9 3/8 (238.1)	1 1/2 (38.1)
KCTF1600A02	1600:5	15.0	0.6	2 3/4 (69.9)	6 5/8 (168.3)	5 1/2 (139.7)	9 3/8 (238.1)	1 1/2 (38.1)
KCTF2000A02	2000:5	25.0	1.0	2 3/4 (69.9)	6 5/8 (168.3)	5 1/2 (139.7)	9 3/8 (238.1)	1 1/2 (38.1)
KCTF3000A02	3000:5	45.0	1.8	2 3/4 (69.9)	6 5/8 (168.3)	5 1/2 (139.7)	9 3/8 (238.1)	1 1/2 (38.1)
KCTF5000A04	5000:5	45.0	1.8	4.0 (101.6)	11.0 (279.4)	6 1/2 (165.1)	13 3/8 (339.7)	1 1/2 (38.1)

# HGA - Round Current Transformer Diagram

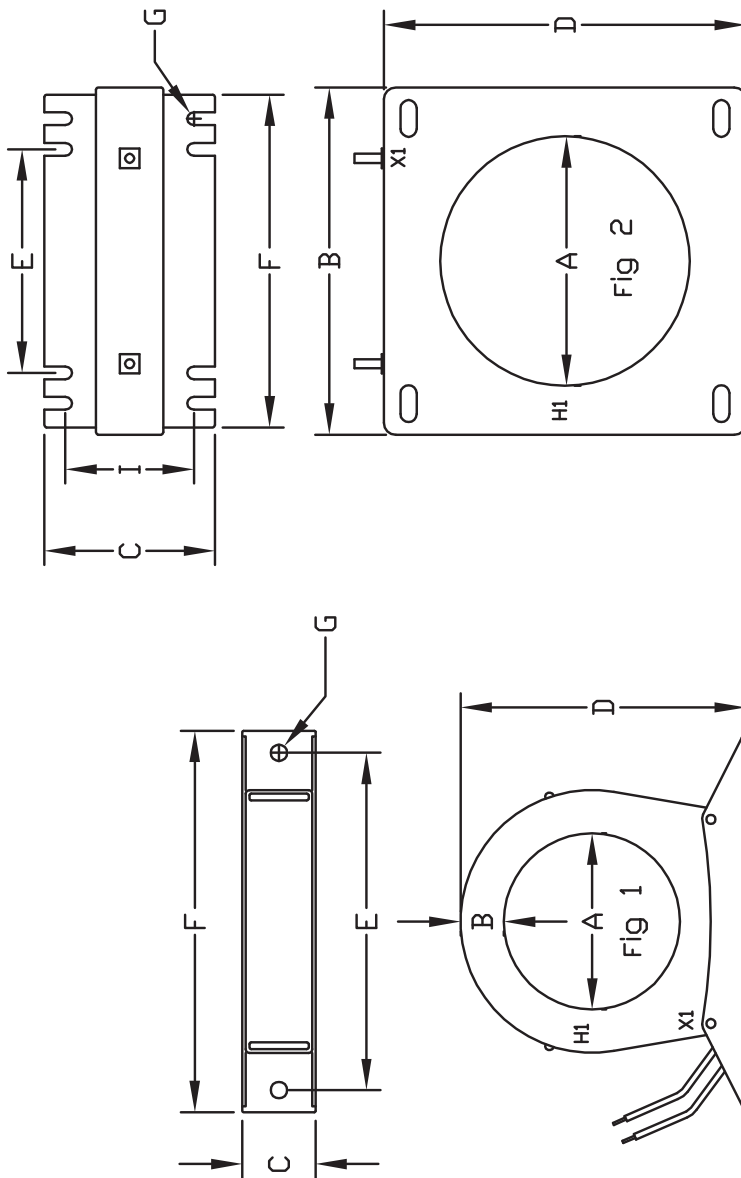
## Current Transformer Diagram – Round



Catalog #	Current Ratio	VA Rating	Burden Value (Ohms)	Dimensions in Inches (mm)			
				A	B	C	D
KCTF0200B04	200:5	2.5	0.1	4.0 (101.6)	1 1/4 (31.8)	1 1/2 (38.1)	6 1/2 (165.1)
KCTF0400B04	400:5	2.5	0.1	4.0 (101.6)	1 1/4 (31.8)	1 1/2 (38.1)	6 1/2 (165.1)
KCTF0500B04	500:5	2.5	0.1	4.0 (101.6)	1 1/4 (31.8)	1 1/2 (38.1)	6 1/2 (165.1)
KCTF0500B06	500:5	2.5	0.1	6.0 (152.4)	1 1/4 (31.8)	1 1/2 (38.1)	8 1/2 (215.9)
KCTF0600B06	600:5	5.0	0.2	6.0 (152.4)	1 1/4 (31.8)	1 1/2 (38.1)	8 1/2 (215.9)
KCTF0600B04	600:5	5.0	0.2	4.0 (101.6)	1 1/4 (31.8)	1 1/2 (38.1)	6 1/2 (165.1)
KCTF0800B04	800:5	5.0	0.2	4.0 (101.6)	1 1/4 (31.8)	1 1/2 (38.1)	6 1/2 (165.1)
KCTFI1000B04	1000:5	5.0	0.2	4.0 (101.6)	1 1/4 (31.8)	1 1/2 (38.1)	6 1/2 (165.1)
KCTFI1000B06	1000:5	5.0	0.2	6.0 (152.4)	1 1/4 (31.8)	1 1/2 (38.1)	8 1/2 (215.9)
KCTFI1200B04	1200:5	5.0	0.2	4.0 (101.6)	1 1/4 (31.8)	1 1/2 (38.1)	6 1/2 (165.1)
KCTFI1500B04	1500:5	5.0	0.2	4.0 (101.6)	1 1/4 (31.8)	1 1/2 (38.1)	6 1/2 (165.1)
KCTFI1600B04	1600:5	15.0	0.6	4.0 (101.6)	1 1/4 (31.8)	1 1/2 (38.1)	6 1/2 (165.1)
KCTFI1600B06	1600:5	15.0	0.6	6.0 (152.4)	1 1/4 (31.8)	1 1/2 (38.1)	8 1/2 (215.9)
KCTFI1600B08	1600:5	15.0	0.6	8.0 (203.2)	1 1/4 (31.8)	1 1/2 (38.1)	10 1/2 (266.7)
KCTF2000B04	2000:5	25.0	1.0	4.0 (101.6)	1 1/4 (31.8)	1 1/2 (38.1)	6 1/2 (165.1)
KCTF2000B06	2000:5	25.0	1.0	6.0 (152.4)	1 1/4 (31.8)	1 1/2 (38.1)	8 1/2 (215.9)
KCTF2500B06	2500:5	35.0	1.4	6.0 (152.4)	1 1/4 (31.8)	1 1/2 (38.1)	8 1/2 (215.9)
KCTF3000B06	3000:5	45.0	1.8	6.0 (152.4)	1 1/4 (31.8)	1 1/2 (38.1)	8 1/2 (215.9)
KCTF3000B08	3000:5	45.0	1.8	8.0 (203.2)	1 1/4 (31.8)	1 1/2 (38.1)	10 1/2 (266.7)
KCTF5000B08	5000:5	45.0	1.8	8.0 (203.2)	1 1/4 (31.8)	1 1/2 (38.1)	10 1/2 (266.7)

# HGA - Solid Core Current Transformer Diagram

## Current Transformer Diagram – Solid Core



Dimensions in Inches (mm)

Catalog #	Current Ratio	VA Rating	Burden Value (Ohms)	A	B	C	D	E	F	G	H	I	Fig
KCTF0500B03	500:5	25.0	1.0	2.0 (50.8)	0.99 (25.2)	1 1/4 (31.8)	4.7 (119.4)	5 3/4 (146.1)	6 1/2 (165.1)	0.28 (7.1)	N/A	N/A	1
KCTF0800B2.5	800:5	35.0	1.40	2.0 (50.8)	0.99 (25.2)	1 1/4 (31.8)	4.7 (119.4)	5 3/4 (146.1)	6 1/2 (165.1)	0.28 (7.1)	N/A	N/A	1
KCTF1000B03	1000:5	13.8	0.55	3.0 (76.2)	0.74 (19.1)	1 1/4 (31.8)	4.7 (119.4)	5 3/4 (146.1)	6 1/2 (165.1)	0.28 (7.1)	N/A	N/A	1
KCTF1200B03	1200:5	10.0	0.40	3.0 (76.2)	0.74 (19.1)	1 1/4 (31.8)	4.7 (119.4)	5 3/4 (146.1)	6 1/2 (165.1)	0.28 (7.1)	N/A	N/A	1
KCTF1600C4.3	1600:5	15.0	1.00	4.3 (109.2)	5.9 (149.9)	2.9 (73.7)	6.2 (157.5)	3.8 (96.5)	5.7 (144.8)	0.22 (5.6)	4.9 (124.5)	2.2 (55.9)	2
KCTF2000B03	2000:5	13.8	0.55	3.0 (76.2)	0.74 (19.1)	1 1/4 (31.8)	4.7 (119.4)	5 3/4 (146.1)	6 1/2 (165.1)	0.28 (7.1)	N/A	N/A	1
KCTF2500C4.3	2500:5	20.0	0.80	4.3 (109.2)	5.9 (149.9)	2.9 (73.7)	6.2 (157.5)	3.8 (96.5)	5.7 (144.8)	0.22 (5.6)	4.9 (124.5)	2.2 (55.9)	2
KCTF0800C4.3	800:5	30.0	1.20	4.3 (109.2)	5.9 (149.9)	2.9 (73.7)	6.2 (157.5)	3.8 (96.5)	5.7 (144.8)	0.22 (5.6)	4.9 (124.5)	2.2 (55.9)	2
KCTF1000C4.3	1000:5	30.0	1.20	4.3 (109.2)	5.9 (149.9)	2.9 (73.7)	6.2 (157.5)	3.8 (96.5)	5.7 (144.8)	0.22 (5.6)	4.9 (124.5)	2.2 (55.9)	2
KCTF2000C4.3	2000:5	20.0	0.80	4.3 (109.2)	5.9 (149.9)	2.9 (73.7)	6.2 (157.5)	3.8 (96.5)	5.7 (144.8)	0.22 (5.6)	4.9 (124.5)	2.2 (55.9)	2

# HarmonicGuard Active (HGA)

## 480 V Open

Open Part Number	Enclosure Information	Display	Circuit Breaker	Rated Amps	Watts Loss	Weight (lb)	Dimensions (in.)		
							H	W	D
ALC50A00H0000	Open	HMI	no-CB	50	2,676	167	56.00	17.00	14.37
ALC50A00H0100	Open	HMI	ABB 65K	50	2,676	167	56.00	17.00	14.18
ALC50A00H2000	Open	HMI	ABB 100K	50	2,676	167	56.00	17.00	14.18
ALC50A00H4000	Open	HMI	A-B 65K	50	2,676	167	56.00	17.00	14.18
ALC50A00H5000	Open	HMI	A-B 100K	50	2,676	167	56.00	17.00	14.18
ALC50A00H6000	Open	HMI	E 65K	50	2,676	167	56.00	17.00	14.18
ALC50A00H7000	Open	HMI	E 100K	50	2,676	167	56.00	17.00	14.18
ALC100A00H0000	Open	HMI	no-CB	100	3,500	167	56.00	17.00	14.18
ALC100A00H0100	Open	HMI	ABB 65K	100	3,500	167	56.00	17.00	14.18
ALC100A00H2000	Open	HMI	ABB 100K	100	3,500	167	56.00	17.00	14.18
ALC100A00H4000	Open	HMI	A-B 65K	100	3,500	167	56.00	17.00	14.18
ALC100A00H5000	Open	HMI	A-B 100K	100	3,500	167	56.00	17.00	14.18
ALC100A00H6000	Open	HMI	E 65K	100	3,500	167	56.00	17.00	14.18
ALC100A00H7000	Open	HMI	E 100K	100	3,500	167	56.00	17.00	14.18
ALC150A00H0000	Open	HMI	no-CB	150	5,250	272	69.10	17.00	15.40
ALC150A00H0100	Open	HMI	ABB 65K	150	5,250	272	69.10	17.00	15.40
ALC150A00H2000	Open	HMI	ABB 100K	150	5,250	272	69.10	17.00	15.40
ALC150A00H4000	Open	HMI	A-B 65K	150	5,250	272	69.10	17.00	15.40
ALC150A00H5000	Open	HMI	A-B 100K	150	5,250	272	69.10	17.00	15.40
ALC150A00H6000	Open	HMI	E 65K	150	5,250	272	69.10	17.00	15.40
ALC150A00H7000	Open	HMI	E100 K	150	5,250	272	69.10	17.00	15.40
ALC200A00H000N	Open	HMI	no-CB	200	6,930	565	72.30	22.00	18.00
ALC200A00H010N	Open	HMI	ABB 65K	250	6,930	565	72.30	22.00	18.00
ALC200A00H200N	Open	HMI	ABB 100K	250	6,930	565	72.30	22.00	18.00
ALC200A00H400N	Open	HMI	A-B 65K	250	6,930	565	72.30	22.00	18.00
ALC200A00H500N	Open	HMI	A-B 100K	250	6,930	565	72.30	22.00	18.00
ALC200A00H600N	Open	HMI	E 65K	200	6,930	565	72.30	22.00	18.00
ALC200A00H700N	Open	HMI	E 100K	200	6,930	565	72.30	22.00	18.00
ALC250A00H0000	Open	HMI	no-CB	250	8,750	565	72.30	22.00	18.00
ALC250A00H0100	Open	HMI	ABB 65K	250	8,750	565	72.30	22.00	18.00
ALC250A00H2000	Open	HMI	ABB 100K	250	8,750	565	72.30	22.00	18.00
ALC250A00H4000	Open	HMI	A-B 65K	250	8,750	565	72.30	22.00	18.00
ALC250A00H5000	Open	HMI	A-B 100K	250	8,750	565	72.30	22.00	18.00
ALC250A00H6000	Open	HMI	E 65K	250	8,750	565	72.30	22.00	18.00
ALC250A00H7000	Open	HMI	E 100K	250	8,750	565	72.30	22.00	18.00
ALC300A00H0000	Open	HMI	no-CB	300	10,500	550	69.10	32.00	16.90
ALC300A00H0100	Open	HMI	ABB 65K	300	10,500	550	69.10	32.00	16.90
ALC300A00H2000	Open	HMI	ABB 100K	300	10,500	550	69.10	32.00	16.90
ALC300A00H4000	Open	HMI	A-B 65K	300	10,500	550	69.10	32.00	16.90
ALC300A00H5000	Open	HMI	A-B 100K	300	10,500	550	69.10	32.00	16.90
ALC300A00H6000	Open	HMI	E 65K	300	10,500	550	69.10	32.00	16.90
ALC300A00H7000	Open	HMI	E 100K	300	10,500	550	69.10	32.00	16.90
ALC400A00H0000	Open	HMI	no-CB	400	13,860	1130	72.30	44.00	18.08
ALC400A00H6000	Open	HMI	E 65K	400	13,860	1130	72.30	44.00	18.08
ALC400A00H7000	Open	HMI	E 100K	400	13,860	1130	72.30	44.00	18.08
ALC500A00H0000	Open	HMI	no-CB	500	17,500	1130	72.30	44.00	18.08
ALC500A00H6000	Open	HMI	E 65K	500	17,500	1130	72.30	44.00	18.08
ALC500A00H7000	Open	HMI	E 100K	500	17,500	1130	72.30	44.00	18.08

Note: \* For depth, add two inches for Disconnect/Circuit Breaker Handle  
 \* Pricing for 208 V and 240 V is the same as the optioned 480 V part



# HarmonicGuard Active (HGA)

## 480 V Type 1

Type 1 Part Number	Enclosure Information	Display	Circuit Breaker	Rated Amps	Watts Loss	Weight (lb)	Dimensions (in.)		
							H	W	D
ALC50A01H0100	Type 1	HMI	ABB 65K	50	2,676	254	60.15	17.57	16.40*
ALC50A01H2000	Type 1	HMI	ABB 100K	50	2,676	254	60.15	17.57	16.40*
ALC50A01H4000	Type 1	HMI	A-B 65K	50	2,676	254	60.15	17.57	16.40*
ALC50A01H5000	Type 1	HMI	A-B 100K	50	2,676	254	60.15	17.57	16.40*
ALC50A01H6000	Type 1	HMI	E 65K	50	2,676	254	60.15	17.57	16.40*
ALC50A01H7000	Type 1	HMI	E 100K	50	2,676	254	60.15	17.57	16.40*
ALC100A01H0100	Type 1	HMI	ABB 65K	100	3,500	254	60.15	17.57	16.40*
ALC100A01H2000	Type 1	HMI	ABB 100K	100	3,500	254	60.15	17.57	16.40*
ALC100A01H4000	Type 1	HMI	A-B 65K	100	3,500	254	60.15	17.57	16.40*
ALC100A01H5000	Type 1	HMI	A-B 100K	100	3,500	254	60.15	17.57	16.40*
ALC100A01H6000	Type 1	HMI	E 65K	100	3,500	254	60.15	17.57	16.40*
ALC100A01H7000	Type 1	HMI	E 100K	100	3,500	254	60.15	17.57	16.40*
ALC150A01H0100	Type 1	HMI	ABB 65K	150	5,250	406	75.00	17.70	18.20*
ALC150A01H2000	Type 1	HMI	ABB 100K	150	5,250	406	75.00	17.70	18.20*
ALC150A01H4000	Type 1	HMI	A-B 65K	150	5,250	406	75.00	17.70	18.20*
ALC150A01H5000	Type 1	HMI	A-B 100K	150	5,250	406	75.00	17.70	18.20*
ALC150A01H6000	Type 1	HMI	E 65K	150	5,250	406	75.00	17.70	18.20*
ALC150A01H7000	Type 1	HMI	E 100K	150	5,250	406	75.00	17.70	18.20*
ALC200A01H010N	Type 1	HMI	ABB 65K	200	7,000	565	78.33	22.67	21.00*
ALC200A01H200N	Type 1	HMI	ABB 100K	200	7,000	565	78.33	22.67	21.00*
ALC200A01H400N	Type 1	HMI	A-B 65K	200	7,000	565	78.33	22.67	21.00*
ALC200A01H500N	Type 1	HMI	A-B 100K	200	7,000	565	78.33	22.67	21.00*
ALC200A01H600N	Type 1	HMI	E 65K	200	7,000	565	78.33	22.67	21.00*
ALC200A01H700N	Type 1	HMI	E 100K	200	7,000	565	78.33	22.67	21.00*
ALC250A01H0100	Type 1	HMI	ABB 65K	250	8,750	565	78.33	22.67	21.00*
ALC250A01H2000	Type 1	HMI	ABB 100K	250	8,750	565	78.33	22.67	21.00*
ALC250A01H4000	Type 1	HMI	A-B 65K	250	8,750	565	78.33	22.67	21.00*
ALC250A01H5000	Type 1	HMI	A-B 100K	250	8,750	565	78.33	22.67	21.00*
ALC250A01H6000	Type 1	HMI	E 65K	250	8,750	565	78.33	22.67	21.00*
ALC250A01H7000	Type 1	HMI	E 100K	250	8,750	565	78.33	22.67	21.00*
ALC300A01H0100	Type 1	HMI	ABB 65K	300	10,500	722	85.50	36.70	18.20*
ALC300A01H2000	Type 1	HMI	ABB 100K	300	10,500	722	85.50	36.70	18.20*
ALC300A01H4000	Type 1	HMI	A-B 65K	300	10,500	722	85.50	36.70	18.20*
ALC300A01H5000	Type 1	HMI	A-B 100K	300	10,500	722	85.50	36.70	18.20*
ALC300A01H6000	Type 1	HMI	E 65K	300	10,500	722	85.50	36.70	18.20*
ALC300A01H7000	Type 1	HMI	E 100K	300	10,500	722	85.50	36.70	18.20*
ALC400A01H6000	Type 1	HMI	E 65K	400	14,000	1,229	88.46	48.64	21.00*
ALC400A01H7000	Type 1	HMI	E 100K	400	14,000	1,229	88.46	48.64	21.00*
ALC400A01HD000	Type 1	HMI	FD	400	14,000	1,229	88.46	48.64	21.00*
ALC400A01HB000	Type 1	HMI	FB	400	14,000	1,229	88.46	48.64	21.00*
ALC500A01H6000	Type 1	HMI	E 65K	500	17,500	1,229	88.46	48.64	21.00*
ALC500A01H7000	Type 1	HMI	E 100K	500	17,500	1,229	88.46	48.64	21.00*
ALC500A01HD000	Type 1	HMI	FD	500	17,500	1,229	88.46	48.64	21.00*
ALC500A01HB000	Type 1	HMI	FB	500	17,500	1,229	88.46	48.64	21.00*

Note: \* For depth, add two inches for Disconnect/Circuit Breaker Handle

\* Pricing for 208 V and 240 V is the same as the optioned 480 V part

# HarmonicGuard Active (HGA)

## 480 V Type 12

Type 12 Part Number	Enclosure Information	Display	Circuit Breaker	Rated Amps	Watts Loss	Weight (lb)	Dimensions (in.)		
							H	W	D
H550A12H0100	Type 12	HMI	ABB 65K	50	3,176	550	85.06	33.38	19.88
H550A12H2000	Type 12	HMI	ABB 100K	50	3,176	550	85.06	33.38	19.88
H550A12H4000	Type 12	HMI	A-B 65K	50	3,176	550	85.06	33.38	19.88
H550A12H5000	Type 12	HMI	A-B 100K	50	3,176	550	85.06	33.38	19.88
H550A12H6000	Type 12	HMI	E 65K	50	3,176	550	85.06	33.38	19.88
H550A12H7000	Type 12	HMI	E 100K	50	3,176	550	85.06	33.38	19.88
H5100A12H0100	Type 12	HMI	ABB 65K	100	4,000	550	85.06	33.38	19.88
H5100A12H2000	Type 12	HMI	ABB 100K	100	4,000	550	85.06	33.38	19.88
H5100A12H4000	Type 12	HMI	A-B 65K	100	4,000	550	85.06	33.38	19.88
H5100A12H5000	Type 12	HMI	A-B 100K	100	4,000	550	85.06	33.38	19.88
H5100A12H6000	Type 12	HMI	E 65K	100	4,000	550	85.06	33.38	19.88
H5100A12H7000	Type 12	HMI	E 100K	100	4,000	550	85.06	33.38	19.88
H5150A12H0100	Type 12	HMI	ABB 65K	150	6,250	736	92.41	24.00	25.05
H5150A12H2000	Type 12	HMI	ABB 100K	150	6,250	736	92.41	24.00	25.05
H5150A12H4000	Type 12	HMI	A-B 65K	150	6,250	736	92.41	24.00	25.05
H5150A12H5000	Type 12	HMI	A-B 100K	150	6,250	736	92.41	24.00	25.05
H5150A12H6000	Type 12	HMI	E 65K	150	6,250	736	92.41	24.00	25.05
H5150A12H7000	Type 12	HMI	E 100K	150	6,250	736	92.41	24.00	25.05
H5200A12H010N	Type 12	HMI	ABB 65K	200	8,000	1,131	93.12	36.00	36.00
H5200A12H200N	Type 12	HMI	ABB 100K	200	8,000	1,131	93.12	36.00	36.00
H5200A12H400N	Type 12	HMI	A-B 65K	200	8,000	1,131	93.12	36.00	36.00
H5200A12H500N	Type 12	HMI	A-B 100K	200	8,000	1,131	93.12	36.00	36.00
H5200A12H600N	Type 12	HMI	E 65K	200	8,000	1,131	93.12	36.00	36.00
H5200A12H700N	Type 12	HMI	E 100K	200	8,000	1,131	93.12	36.00	36.00
H5250A12H0100	Type 12	HMI	ABB 65K	250	9,680	1,131	93.12	36.00	36.00
H5250A12H2000	Type 12	HMI	ABB 100K	250	9,680	1,131	93.12	36.00	36.00
H5250A12H4000	Type 12	HMI	A-B 65K	250	9,680	1,131	93.12	36.00	36.00
H5250A12H5000	Type 12	HMI	A-B 100K	250	9,680	1,131	93.12	36.00	36.00
H5250A12H6000	Type 12	HMI	E 65K	250	9,680	1,131	93.12	36.00	36.00
H5250A12H7000	Type 12	HMI	E 100K	250	9,680	1,131	93.12	36.00	36.00
H5300A12H0100	Type 12	HMI	ABB 65K	300	12,000	1,450	93.12	48.00	36.00
H5300A12H2000	Type 12	HMI	ABB 100K	300	12,000	1,450	93.12	48.00	36.00
H5300A12H4000	Type 12	HMI	A-B 65K	300	12,000	1,450	93.12	48.00	36.00
H5300A12H5000	Type 12	HMI	A-B 100K	300	12,000	1,450	93.12	48.00	36.00
H5300A12H6000	Type 12	HMI	E 65K	300	12,000	1,450	93.12	48.00	36.00
H5300A12H7000	Type 12	HMI	E 100K	300	12,000	1,450	93.12	48.00	36.00
H5400A12H6000	Type 12	HMI	E 65K	400	15,200	2,382	93.12	72.00	36.00
H5400A12H7000	Type 12	HMI	E 100K	400	15,200	2,382	93.12	72.00	36.00
H5400A12HD000	Type 12	HMI	FD	400	15,200	2,382	93.12	72.00	36.00
H5400A12HB000	Type 12	HMI	FB	400	15,200	2,382	93.12	72.00	36.00
H5500A12H6000	Type 12	HMI	E 65K	500	18,860	2,382	93.12	72.00	36.00
H5500A12H7000	Type 12	HMI	E 100K	500	18,860	2,382	93.12	72.00	36.00
H5500A12HD000	Type 12	HMI	FD	500	18,860	2,382	93.12	72.00	36.00
H5500A12HB000	Type 12	HMI	FB	500	18,860	2,382	93.12	72.00	36.00

Note: \* For depth, add two inches for Disconnect/Circuit Breaker Handle

\* Pricing for 208 V and 240 V is the same as the optioned 480 V part

# HarmonicGuard Active (HGA)

## 480 V Type 3R

Type 3R Part Number	Enclosure Information	Display	Circuit Breaker	Rated Amps	Watts Loss	Weight (lb)	Dimensions (in.)		
							H	W	D
H550A3RH0100	Type 3R	Indicator Lights	ABB 65K	50	3,176	685	76.00	32.00	25.00
H550A3RH2000	Type 3R	Indicator Lights	ABB 100K	50	3,176	685	76.00	32.00	25.00
H550A3RH4000	Type 3R	Indicator Lights	A-B 65K	50	3,176	685	76.00	32.00	25.00
H550A3RH5000	Type 3R	Indicator Lights	A-B 100K	50	3,176	685	76.00	32.00	25.00
H550A3RH6000	Type 3R	Indicator Lights	E 65K	50	3,176	685	76.00	32.00	25.00
H550A3RH7000	Type 3R	Indicator Lights	E 100K	50	3,176	685	76.00	32.00	25.00
H5100A3RH0100	Type 3R	Indicator Lights	ABB 65K	100	4,000	685	76.00	32.00	25.00
H5100A3RH2000	Type 3R	Indicator Lights	ABB 100K	100	4,000	685	76.00	32.00	25.00
H5100A3RH4000	Type 3R	Indicator Lights	A-B 65K	100	4,000	685	76.00	32.00	25.00
H5100A3RH5000	Type 3R	Indicator Lights	A-B 100K	100	4,000	685	76.00	32.00	25.00
H5100A3RH6000	Type 3R	Indicator Lights	E 65K	100	4,000	685	76.00	32.00	25.00
H5100A3RH7000	Type 3R	Indicator Lights	E 100K	100	4,000	685	76.00	32.00	25.00
H5150A03H0100	Type 3R	Indicator Lights	ABB 65K	150	6,250	720	95.00	32.00	28.10
H5150A03H2000	Type 3R	Indicator Lights	ABB 100K	150	6,250	720	95.00	32.00	28.10
H5150A03H4000	Type 3R	Indicator Lights	A-B 65K	150	6,250	720	95.00	32.00	28.10
H5150A03H5000	Type 3R	Indicator Lights	A-B 100K	150	6,250	720	95.00	32.00	28.10
H5150A03H6000	Type 3R	Indicator Lights	E 65K	150	6,250	720	95.00	32.00	28.10
H5150A03H7000	Type 3R	Indicator Lights	E 100K	150	6,250	720	95.00	32.00	28.10
H5200A03H010N	Type 3R	Indicator Lights	ABB 65K	200	7,900	1,102	95.00	42.00	31.10
H5200A03H200N	Type 3R	Indicator Lights	ABB 100K	200	7,900	1,102	95.00	42.00	31.10
H5200A03H400N	Type 3R	Indicator Lights	A-B 65K	200	7,900	1,102	95.00	42.00	31.10
H5200A03H500N	Type 3R	Indicator Lights	A-B 100K	200	7,900	1,102	95.00	42.00	31.10
H5200A03H600N	Type 3R	Indicator Lights	E 65K	200	7,900	1,102	95.00	42.00	31.10
H5200A03H700N	Type 3R	Indicator Lights	E 100K	200	7,900	1,102	95.00	42.00	31.10
H5250A03H0100	Type 3R	Indicator Lights	ABB 65K	250	9,700	1,102	95.00	42.00	31.10
H5250A03H2000	Type 3R	Indicator Lights	ABB 100K	250	9,700	1,102	95.00	42.00	31.10
H5250A03H4000	Type 3R	Indicator Lights	A-B 65K	250	9,700	1,102	95.00	42.00	31.10
H5250A03H5000	Type 3R	Indicator Lights	A-B 100K	250	9,700	1,102	95.00	42.00	31.10
H5250A03H6000	Type 3R	Indicator Lights	E 65K	250	9,700	1,102	95.00	42.00	31.10
H5250A03H7000	Type 3R	Indicator Lights	E 100K	250	9,700	1,102	95.00	42.00	31.10
H5300A3RH0100	Type 3R	Indicator Lights	ABB 65K	300	11,080	1,330	95.00	57.00	28.20
H5300A3RH2000	Type 3R	Indicator Lights	ABB 100K	300	11,080	1,330	95.00	57.00	28.20
H5300A3RH4000	Type 3R	Indicator Lights	A-B 65K	300	11,080	1,330	95.00	57.00	28.20
H5300A3RH5000	Type 3R	Indicator Lights	A-B 100K	300	11,080	1,330	95.00	57.00	28.20
H5300A3RH6000	Type 3R	Indicator Lights	E 65K	300	11,080	1,330	95.00	57.00	28.20
H5300A3RH7000	Type 3R	Indicator Lights	E 100K	300	11,080	1,330	95.00	57.00	28.20
H5400A03H6000	Type 3R	Indicator Lights	E 65K	400	15,230	1,965	95.00	73.00	31.05
H5400A03H7000	Type 3R	Indicator Lights	E 100K	400	15,230	1,965	95.00	73.00	31.05
H5400A03HD000	Type 3R	Indicator Lights	FD	400	15,230	1,965	95.00	73.00	31.05
H5400A03HB000	Type 3R	Indicator Lights	FB	400	15,230	1,965	95.00	73.00	31.05
H5500A03H6000	Type 3R	Indicator Lights	E 65K	500	18,730	1,965	95.00	73.00	31.05
H5500A03H7000	Type 3R	Indicator Lights	E 100K	500	18,730	1,965	95.00	73.00	31.05
H5500A03HD000	Type 3R	Indicator Lights	FD	500	18,730	1,965	95.00	73.00	31.05
H5500A03HB000	Type 3R	Indicator Lights	FB	500	18,730	1,965	95.00	73.00	31.05

Note: \* For depth, add two inches for Disconnect/Circuit Breaker Handle  
 \* Pricing for 208 V and 240 V is the same as the optioned 480 V part

# HarmonicGuard Active (HGA)

## 600 V Open

Open Part Number	Enclosure Information	Display	Circuit Breaker	Rated Amps	Watts Loss	Weight (lb)	Dimensions (in.)		
							Height	Width	Depth
H5039C001H6000	Filter: Open	HMI	E 65K	39	2,676	167	56.00	17.00	14.18
	Transformer Type 1				345	270	24.90	24.40	20.80
H5078C001H6000	Filter: Open	HMI	E 65K	78	3,500	167	56.00	17.00	14.18
	Transformer Type 1				740	270	24.90	24.40	20.80
H5110C001H6000	Filter: Open	HMI	E 65K	110	5,250	340	69.10	17.00	15.40
	Transformer Type 1				690	400	30.00	28.26	20.81
H5150C001H6000	Filter: Open	HMI	E 65K	150	7,000	340	57.97	32.00	14.84
	Transformer Type 1				690	400	30.00	28.26	20.81
H5150C001H600N	Filter: Open	HMI	E 65K	150	6,930	565	72.00	22.00	18.00
	Transformer Type 1				690	400	30.00	28.26	20.81
H5185C001H6000	Filter: Open	HMI	E 65K	185	8,750	425	72.00	22.00	18.00
	Transformer Type 1				690	400	30.00	28.26	20.81
H5220C001H6000	Filter: Open	HMI	E 65K	220	10,500	550	69.10	32.00	16.90
	Transformer Type 1				690	400	30.00	28.26	20.81
H5300C001H6000	Filter: Open	HMI	E 65K	300	13,860	1130	72.26	44.00	18.08
	Transformer Type 1				690	400	30.00	28.26	20.81
H5370C001H6000	Filter: Open	HMI	E 65K	370	17,500	1130	72.26	44.00	18.08
	Transformer Type 1				690	400	30.00	28.26	20.81

## 600 V Type 1

Type 1 Part Number	Enclosure Information	Display	Circuit Breaker	Rated Amps	Watts Loss	Weight (lb)	Dimensions (in.)		
							Height	Width	Depth
H5039C011H6000	Filter: Type 1	HMI	E 65K	39	2,676	254	60.15	17.57	16.40*
	Transformer Type 1				345	270	24.90	24.40	20.80
H5078C011H6000	Filter: Type 1	HMI	E 65K	78	5,250	403	75.00	17.70	18.20*
	Transformer Type 1				740	270	24.90	24.40	20.80
H5110C011H6000	Filter: Type 1	HMI	E 65K	110	5,250	403	75.00	17.70	18.20*
	Transformer Type 1				690	400	30.00	28.26	20.81
H5150C011H6000	Filter: Type 1	HMI	E 65K	150	7,000	480	64.20	31.76	17.20*
	Transformer Type 1				690	400	30.00	28.26	20.81
H5150C011H600N	Filter: Type 1	HMI	E 65K	150	7,000	565	78.00	23.00	21.00*
	Transformer Type 1				690	400	30.00	28.26	20.81
H5185C011H6000	Filter: Type 1	HMI	E 65K	185	8,750	565	78.00	23.00	21.00*
	Transformer Type 1				690	400	30.00	28.26	20.81
H5220C011H6000	Filter: Type 1	HMI	E 65K	220	10,500	1042	84.20	63.30	23.90*
	Transformer Type 1				690	400	30.00	28.26	20.81
H5300C011H6000	Filter: Type 1	HMI	E 65K	300	**	**	**	**	**
	Transformer Type 1				690	400	30.00	28.26	20.81
H5370C011H6000	Filter: Type 1	HMI	E 65K	370	17,500	1174	89.00	49.00	21.00*
	Transformer Type 1				690	400	30.00	28.26	20.81

# HGA 600 V Type 3R

## HGA 600 V Type 3R

Type 3R Part Number	Enclosure Information	Display	Circuit Breaker	Rated Amps	Watts Loss	Weight (lb)	Dimensions (in.)		
							Height	Width	Depth
H5039C033H6000	Filter: Type 3R	Indicator Lights	E 65K	39	2,676	685	63.00	32.00	25.00
	Transformer Type 3R				345	270	24.90	24.40	20.80
H5078C033H6000	Filter: Type 3R	Indicator Lights	E 65K	78	3,500	685	63.00	32.00	25.00
	Transformer: Type 3R				740	270	24.90	24.40	20.80
H5110C033H6000	Filter: Type 3R	Indicator Lights	E 65K	110	5,250	371	92.00	32.00	25.00
	Transformer: Type 3R				740	270	24.90	24.40	20.80
H5150C033H6000	Filter: Type 3R	Indicator Lights	E 65K	150	7,000	1040	80.00	57.00	25.00
	Transformer: Type 3R				740	270	24.90	24.40	20.80
H5150C033H600N	Filter: Type 3R	Indicator Lights	E 65K	150	**	**	**	**	**
	Transformer: Type 3R				740	270	24.90	24.40	20.80
H5185C033H6000	Filter: Type 3R	Indicator Lights	E 65K	185	10,180	**	94.00	36.00	40.00
	Transformer: Type 3R				740	270	24.90	24.40	20.80
H5220C033H6000	Filter: Type 3R	Indicator Lights	E 65K	220	10,500	1330	94.00	57.00	28.20
	Transformer: Type 3R				740	270	24.90	24.40	20.80
H5300C033H6000	Filter: Type 3R	Indicator Lights	E 65K	300	15,230	1965	94.00	71.00	30.05
	Transformer: Type 3R				740	270	24.90	24.40	20.80
H5370C033H6000	Filter: Type 3R	Indicator Lights	E 65K	370	18,730	**	94.00	71.00	30.05
	Transformer: Type 3R				740	270	24.90	24.40	20.80

# HGA - HMI, CT & Floor Stand Options

## HMI Options

Part Number	Option
CMXXXA00	Modbus RTU over RS485*
CMXXXA01	EtherNet/IP - Modbus TCP/IP
CMXXXA02	DeviceNet
CMXXXA03	BACNet/IP
CMXXXA04	Profibus
CMXXXA05	ProfiNet/RT
CMXXXAR	3R Communication Module**
HGA-HMI	Remote HMI for 3R Unit**

• Note: “XXX” refers to the amp rating of the filter

\*Modbus RTU over RS485 is the only communications package available for Type 3R HGA filters

HMI Option for Type 3R:

\*\*When ordering an HMI for a **Type 3R** enclosure, please order part CMXXXAR to include: indicator status lights, a run/stop key switch, and a built-in serial port connection to plug in the HGA-HMI.

## Current Transformer Options

Part Number	Option
Units with “KCTF” prefix	Units with “KCTF” prefix

## 480 V Floor Stand Options

Floor Stand Part Number	Frame	Amp Rating
HGAF01D1A	D1	50A & 100A
HGAF01E1	E1	150A
HGAF01F1	F1	200A & 250A
HGAF01E2	E2	300A

## 600 V Floor Stand Options

Floor Stand Part Number	Frame	Amp Rating
HGAF01D1A	D1	39A & 78A
HGAF01E1	E1	110A
HGAF01F1	F1	150A & 185A
HGAF01E2	E2	220A



# HarmonicGuard Passive Filter (HGP)

The HGP filter is a drive applied 5% passive harmonic filter. High quality components and a robust design allow this passive filter to deliver best in class performance under the harshest conditions and in the most challenging applications. The HGP filter is suitable for all industry applications.

The addition of PQconnect allows users to remotely access their filters to monitor and control specific functions. HGP with PQconnect is the first intelligent passive filter that monitors for power quality and controls your contactor.



## HGP with PQconnect Advantages

The HGP harmonic filter is a field-proven passive filter designed to meet your specific industry requirements. This filter not only limits current distortion to less than 5% at low loads, but it also increases drive uptime and eliminates nuisance tripping. The UL508A configuration includes 100kA SCCR safety, with fusing and easy access inside the enclosure. A filter bypass contactor is not needed in offline VFD applications. HGP with PQconnect takes measurements at different points within the line to give you accurate readings.

## With the addition of PQconnect, the HGP harmonic filter features:

### Generator Compatibility with Intelligence

The HGP with PQconnect is now the only intelligent passive harmonic filter with generator compatibility. The filter autonomously controls its tuning circuit contactor based on your input system to ensure worry-free operations for generator-based systems.

### Serial Communication

The HGP communication with Modbus RTU provides data monitoring and status of the filter to your SCADA system. The filter will communicate informational alerts to ensure your system stays running and resolves power quality issues.

### Industrial Strength

The HGP with PQconnect is built in the USA, using high quality components. This allows our passive filters to deliver best in class performance under the harshest conditions and in the most challenging applications.

### Filter Status Detections

Receive alerts before problems occur. With PQconnect, users will be notified if issues were to arise, including on the components of your filter. This will prevent unnecessary downtime and will alert the user when capacitors are nearing end of life.



# HarmonicGuard Passive Filter ( HGP)

## Part Numbering Option

	HGP	0150	A	W	1	C	1	0	0	0
Series:	_____									
Rating (HP -60Hz, KW -50Hz):	_____									
Voltage Rating:	_____									
	A - 480 V	B - 240 V								
	C - 600 V	D - 208 V								
	L - 380 - 415 V									
Frequency:	_____									
	W - 60 Hz	X - 50 Hz								
Enclosure:	_____									
	0 - Open	1 - Type 1								
	2 - Type 12	3 - Type 3R								
Option:	_____									
	C - Contactor	S - No Contactor								
Connectivity:	_____									
	0 - No connectivity									
	1 - PQconnect w/Modbus RTU over RS485									
Option:	_____									
	0 - No option									
	F - Floor Stand (150 HP and below for Type 3R)									
Option:	_____									
	0 - Standard Voltage Distortion									
	1 - High Voltage Distortion									
Option:	_____									
	0 - No option									
	H - Heater (only in Type 3R)									
	V - Vibration Pads									
	P - Oil Field Duty									

## Vibration Pad Option

HP
5
7.5
10
15
20
25
30
40
50
60
75
100
125
150
200
250
300
350
400
450
500
600
700
800
900

### Notes:

- If adding in a Fuse Monitor, here is an additional cost to the list price for Open, Type 1, and Type 3R enclosure options.
- Adding a fuse monitor to the standard option is option "G", and adding a fuse monitor to the contactor option results in "F."
- Floor stand option is an additional cost to the list price for units that are 125 HP and below for Type 3R.
- Contact factory for parallel options.

# HarmonicGuard Passive Filter (HGP)

## 480 V Open Contactor w/ PQconnect over Modbus RTU

Open Part Number	HP	Amps	kVar	Watts Loss	Dimensions (in.)		
					Height	Width	Depth
HGP0005AW0C1000	5	7.6	1.2	150	19.75	17	9.79
HGP0008AW0C1000	7.5	11	3	150	19.75	17	9.79
HGP0010AW0C1000	10	14	3	175	19.75	17	9.79
HGP0015AW0C1000	15	21	5	250	19.75	17	10.14
HGP0020AW0C1000	20	27	6	275	19.75	17	8
HGP0025AW0C1000	25	34	8	250	19.75	17	10.14
HGP0030AW0C1000	30	40	10	300	30.75	17	11.38
HGP0040AW0C1000	40	52	15	500	30.75	17	11.5
HGP0050AW0C1000	50	65	15	550	30.75	17	11.5
HGP0060AW0C1000	60	77	20	675	30.75	17	11.5
HGP0075AW0C1000	75	96	25	650	30.75	17	11.5
HGP0100AW0C1000	100	124	30	750	30.75	17	11.5
HGP0125AW0C1000	125	156	40	1000	56	17	13.13
HGP0150AW0C1000	150	180	45	1200	56	17	13.13
HGP0200AW0C1000	200	240	60	1600	67	17	13.5
HGP0250AW0C1000	250	302	75	1800	67	17	13.5
HGP0300AW0C1000	300	361	90	2100	67	17.31	14.5
HGP0350AW0C1000	350	414	105	2200	40	41.21	20.53
HGP0400AW0C1000	400	477	120	2600	40	41.21	20.53
HGP0450AW0C1000	450	515	135	2800	45	45	24
HGP0500AW0C1000	500	590	150	3100	45	45	24
HGP0600AW0C1000	600	720	180	2700	45	46	24
HGP0700AW0C1000	700	840	210	2900	56	72	24
HGP0800AW0C1000	800	960	240	3000	56	72	24
HGP0900AW0C1000	900	1080	270	3300	56	72	24

## 480 V Open Contactor

Open Part Number	HP	Amps	kVar	Watts Loss	Dimensions (in.)		
					Height	Width	Depth
HGP0005AW0C0000	5	7.6	1.2	150	19.75	17	9.79
HGP0008AW0C0000	7.5	11	3	150	19.75	17	9.79
HGP0010AW0C0000	10	14	3	175	19.75	17	9.79
HGP0015AW0C0000	15	21	5	250	19.75	17	10.14
HGP0020AW0C0000	20	27	6	275	19.75	17	8
HGP0025AW0C0000	25	34	8	250	19.75	17	10.14
HGP0030AW0C0000	30	40	10	300	30.75	17	11.38
HGP0040AW0C0000	40	52	15	500	30.75	17	11.5
HGP0050AW0C0000	50	65	15	550	30.75	17	11.5
HGP0060AW0C0000	60	77	20	675	30.75	17	11.5
HGP0075AW0C0000	75	96	25	650	30.75	17	11.5
HGP0100AW0C0000	100	124	30	750	56	17	11.5
HGP0125AW0C0000	125	156	40	1000	56	17	13.13
HGP0150AW0C0000	150	180	45	1200	56	17	13.13
HGP0200AW0C0000	200	240	60	1600	67	17	13.5
HGP0250AW0C0000	250	302	75	1800	67	17	13.5
HGP0300AW0C0000	300	361	90	2100	67	17.31	14.5
HGP0350AW0C0000	350	414	105	2200	40	41.21	20.53
HGP0400AW0C0000	400	477	120	2600	40	41.21	20.53
HGP0450AW0C0000	450	515	135	2800	45	45	24
HGP0500AW0C0000	500	590	150	3100	45	45	24
HGP0600AW0C0000	600	720	180	2700	45	46	24
HGP0700AW0C0000	700	840	210	2900	56	72	24
HGP0800AW0C0000	800	960	240	3000	56	72	24
HGP0900AW0C0000	900	1080	270	3300	56	72	24

# HarmonicGuard Passive Filter (HGP)

## 480 V Open, No Contactor

Open Part Number	HP	Amps	kVar	Watts Loss	Dimensions (in.)		
					Height	Width	Depth
HGP0005AW0S0000	5	7.6	1.2	150	19.75	17	9.79
HGP0008AW0S0000	7.5	11	3	150	19.75	17	9.79
HGP0010AW0S0000	10	14	3	175	19.75	17	9.79
HGP0015AW0S0000	15	21	5	250	19.75	17	10.14
HGP0020AW0S0000	20	27	6	275	19.75	17	10.14
HGP0025AW0S0000	25	34	8	250	19.75	17	10.14
HGP0030AW0S0000	30	40	10	300	30.75	17	11.38
HGP0040AW0S0000	40	52	15	500	30.75	17	11.5
HGP0050AW0S0000	50	65	15	550	30.75	17	11.5
HGP0060AW0S0000	60	77	20	675	30.75	17	11.5
HGP0075AW0S0000	75	96	25	650	30.75	17	11.5
HGP0100AW0S0000	100	124	30	750	30.75	17	11.5
HGP0125AW0S0000	125	156	40	1000	56	17	13.13
HGP0150AW0S0000	150	180	45	1200	56	17	13.13
HGP0200AW0S0000	200	240	60	1600	67	17	13.5
HGP0250AW0S0000	250	302	75	1800	67	17	13.5
HGP0300AW0S0000	300	361	90	2100	67	17	14.5
HGP0350AW0S0000	350	414	105	2200	40	41.21	20.53
HGP0400AW0S0000	400	477	120	2600	40	41.21	20.53
HGP0450AW0S0000	450	515	135	2800	45	45	24
HGP0500AW0S0000	500	590	150	3100	45	45	24
HGP0600AW0S0000	600	720	180	2700	45	46	24
HGP0700AW0S0000	700	840	210	2900	56	72	24
HGP0800AW0S0000	800	960	240	3000	56	72	24
HGP0900AW0S0000	900	1080	270	3300	56	72	24

## 480 V Open Fuse Monitor w/ Contactor

Open Part Number	HP	Amps	kVar	Watts Loss	Dimensions (in.)		
					Height	Width	Depth
HGP0005AW0F0000	5	7.6	1.2	150	19.75	17	9.79
HGP0008AW0F0000	7.5	11	3	150	19.75	17	9.79
HGP0010AW0F0000	10	14	3	175	19.75	17	9.79
HGP0015AW0F0000	15	21	5	250	19.75	17	10.14
HGP0020AW0F0000	20	27	6	275	19.75	17	8
HGP0025AW0F0000	25	34	8	250	19.75	17	10.14
HGP0030AW0F0000	30	40	10	300	30.75	17	11.38
HGP0040AW0F0000	40	52	15	500	30.75	17	11.5
HGP0050AW0F0000	50	65	15	550	30.75	17	11.5
HGP0060AW0F0000	60	77	20	675	30.75	17	11.5
HGP0075AW0F0000	75	96	25	650	30.75	17	11.5
HGP0100AW0F0000	100	124	30	750	30.75	17	11.5
HGP0125AW0F0000	125	156	40	1000	56	17	13.13
HGP0150AW0F0000	150	180	45	1200	56	17	13.13
HGP0200AW0F0000	200	240	60	1600	67	17	13.5
HGP0250AW0F0000	250	302	75	1800	67	17	13.5
HGP0300AW0F0000	300	361	90	2100	67	17.31	14.5
HGP0350AW0F0000	350	414	105	2200	40	41.21	20.53
HGP0400AW0F0000	400	477	120	2600	40	41.21	20.53
HGP0450AW0F0000	450	515	135	2800	45	45	24
HGP0500AW0F0000	500	590	150	3100	45	45	24
HGP0600AW0F0000	600	720	180	2700	45	46	24
HGP0700AW0F0000	700	840	210	2900	56	72	24
HGP0800AW0F0000	800	960	240	3000	56	72	24
HGP0900AW0F0000	900	1080	270	3300	56	72	24

# HarmonicGuard Passive Filter (HGP)

## 480 V Open Fuse Monitor No Contactor

Open Part Number	HP	Amps	kVar	Watts Loss	Dimensions (in.)		
					Height	Width	Depth
HGP0005AW0G0000	5	7.6	1.2	150	19.75	17	9.79
HGP0008AW0G0000	7.5	11	3	150	19.75	17	9.79
HGP0010AW0G0000	10	14	3	175	19.75	17	9.79
HGP0015AW0G0000	15	21	5	250	19.75	17	10.14
HGP0020AW0G0000	20	27	6	275	19.75	17	8
HGP0025AW0G0000	25	34	8	250	19.75	17	10.14
HGP0030AW0G0000	30	40	10	300	30.75	17	11.38
HGP0040AW0G0000	40	52	15	500	30.75	17	11.5
HGP0050AW0G0000	50	65	15	550	30.75	17	11.5
HGP0060AW0G0000	60	77	20	675	30.75	17	11.5
HGP0075AW0G0000	75	96	25	650	30.75	17	11.5
HGP0100AW0G0000	100	124	30	750	30.75	17	11.5
HGP0125AW0G0000	125	156	40	1000	56	17	13.13
HGP0150AW0G0000	150	180	45	1200	56	17	13.13
HGP0200AW0G0000	200	240	60	1600	67	17	13.5
HGP0250AW0G0000	250	302	75	1800	67	17	13.5
HGP0300AW0G0000	300	361	90	2100	67	17.31	14.5
HGP0350AW0G0000	350	414	105	2200	40	41.21	20.53
HGP0400AW0G0000	400	477	120	2600	40	41.21	20.53
HGP0450AW0G0000	450	515	135	2800	45	45	24
HGP0500AW0G0000	500	590	150	3100	45	45	24
HGP0600AW0G0000	600	720	180	2700	45	46	24
HGP0700AW0G0000	700	840	210	2900	56	72	24
HGP0800AW0G0000	800	960	240	3000	56	72	24
HGP0900AW0G0000	900	1080	270	3300	56	72	24

## 480 V Type 1 Contactor w/ PQconnect over Modbus RTU

Type 1 Part Number	HP	Amps	kVar	Watts Loss	Dimensions (in.)		
					Height	Width	Depth
HGP0005AW1C1000	5	7.6	1.2	150	20.52	17.62	12.52
HGP0008AW1C1000	7.5	11	3	150	20.52	17.62	12.52
HGP0010AW1C1000	10	14	3	175	20.52	17.62	12.52
HGP0015AW1C1000	15	21	5	250	20.52	17.62	12.52
HGP0020AW1C1000	20	27	6	275	20.52	17.62	12.52
HGP0025AW1C1000	25	34	8	250	20.52	17.62	12.52
HGP0030AW1C1000	30	40	10	300	31.55	17.5	12.54
HGP0040AW1C1000	40	52	15	500	31.55	17.5	12.54
HGP0050AW1C1000	50	65	15	550	31.55	17.5	12.54
HGP0060AW1C1000	60	77	20	675	31.55	17.5	12.54
HGP0075AW1C1000	75	96	25	650	31.55	17.5	12.54
HGP0100AW1C1000	100	124	30	750	56.15	17.66	16.33
HGP0125AW1C1000	125	156	40	1000	56.15	17.66	16.33
HGP0150AW1C1000	150	180	45	1200	56.15	17.66	16.33
HGP0200AW1C1000	200	240	60	1600	70	20	20
HGP0250AW1C1000	250	302	75	1800	70	20	20
HGP0300AW1C1000	300	361	90	2100	70	20	20
HGP0350AW1C1000	350	414	105	2200	70	20	20
HGP0400AW1C1000	400	477	120	2600	70	20	20
HGP0450AW1C1000	450	515	135	2800	62.57	52	24.38
HGP0500AW1C1000	500	590	150	3100	62.57	52	24.38
HGP0600AW1C1000	600	720	180	2700	62.57	52	24.38
HGP0700AW1C1000	700	840	210	2900	62.57	52	26.46
HGP0800AW1C1000	800	960	240	3000	62.57	52	26.46
HGP0900AW1C1000	900	1080	270	3300	62.57	72	26.46

# HarmonicGuard Passive Filter (HGP)

## 480 V Type 1 Contactor

Type 1 Part Number	HP	Amps	kVar	Watts Loss	Dimensions (in.)		
					Height	Width	Depth
HGP0005AW1C0000	5	7.6	1.2	150	20.52	17.62	12.52
HGP0008AW1C0000	7.5	11	3	150	20.52	17.62	12.52
HGP0010AW1C0000	10	14	3	175	20.52	17.62	12.52
HGP0015AW1C0000	15	21	5	250	20.52	17.62	12.52
HGP0020AW1C0000	20	27	6	275	20.52	17.62	12.52
HGP0025AW1C0000	25	34	8	250	20.52	17.62	12.52
HGP0030AW1C0000	30	40	10	300	31.55	17.5	12.54
HGP0040AW1C0000	40	52	15	500	31.55	17.5	12.54
HGP0050AW1C0000	50	65	15	550	31.55	17.5	12.54
HGP0060AW1C0000	60	77	20	675	31.55	17.5	12.54
HGP0075AW1C0000	75	96	25	650	31.55	17.5	12.54
HGP0100AW1C0000	100	124	30	750	56.15	17.66	16.33
HGP0125AW1C0000	125	156	40	1000	56.15	17.66	16.33
HGP0150AW1C0000	150	180	45	1200	56.15	17.66	16.33
HGP0200AW1C0000	200	240	60	1600	70	20	20
HGP0250AW1C0000	250	302	75	1800	70	20	20
HGP0300AW1C0000	300	361	90	2100	70	20	20
HGP0350AW1C0000	350	414	105	2200	70	20	20
HGP0400AW1C0000	400	477	120	2600	70	20	20
HGP0450AW1C0000	450	515	135	2800	62.57	52	24.38
HGP0500AW1C0000	500	590	150	3100	62.57	52	24.38
HGP0600AW1C0000	600	720	180	2700	62.57	52	24.38
HGP0700AW1C0000	700	840	210	2900	62.57	52	26.46
HGP0800AW1C0000	800	960	240	3000	62.57	52	26.46
HGP0900AW1C0000	900	1080	270	3300	62.57	72	26.46

## 480 V Type 1, No Contactor

Type 1 Part Number	HP	Amps	kVar	Watts Loss	Dimensions (in.)		
					Height	Width	Depth
HGP0005AW1S0000	5	7.6	1.2	150	20.52	17.62	12.52
HGP0008AW1S0000	7.5	11	3	150	20.52	17.62	12.52
HGP0010AW1S0000	10	14	3	175	20.52	17.62	12.52
HGP0015AW1S0000	15	21	5	250	20.52	17.62	12.52
HGP0020AW1S0000	20	27	6	275	20.52	17.62	12.52
HGP0025AW1S0000	25	34	8	250	20.52	17.62	12.52
HGP0030AW1S0000	30	40	10	300	31.55	17.5	12.54
HGP0040AW1S0000	40	52	15	500	31.55	17.5	12.54
HGP0050AW1S0000	50	65	15	550	31.55	17.5	12.54
HGP0060AW1S0000	60	77	20	675	31.55	17.5	12.54
HGP0075AW1S0000	75	96	25	650	31.55	17.5	12.54
HGP0100AW1S0000	100	124	30	750	56.15	17.66	16.33
HGP0125AW1S0000	125	156	40	1000	56.15	17.66	16.33
HGP0150AW1S0000	150	180	45	1200	56.15	17.66	16.33
HGP0200AW1S0000	200	240	60	1600	70	20	20
HGP0250AW1S0000	250	302	75	1800	70	20	20
HGP0300AW1S0000	300	361	90	2100	70	20	20
HGP0350AW1S0000	350	414	105	2200	70	20	20
HGP0400AW1S0000	400	477	120	2600	70	20	20
HGP0450AW1S0000	450	515	135	2800	62.57	52	24.38
HGP0500AW1S0000	500	590	150	3100	62.57	52	24.38
HGP0600AW1S0000	600	720	180	2700	62.57	52	24.38
HGP0700AW1S0000	700	840	210	2900	62.57	52	26.46
HGP0800AW1S0000	800	960	240	3000	62.57	52	26.46
HGP0900AW1S0000	900	1080	270	3300	62.57	72	26.46

# HarmonicGuard Passive Filter (HGP)

## 480 V Type 1 Fuse Monitor w/ Contactor

Type 1 Part Number	HP	Amps	kVar	Watts Loss	Dimensions (in.)		
					Height	Width	Depth
HGP0005AW1F0000	5	7.6	1.2	150	20.52	17.62	12.52
HGP0008AW1F0000	7.5	11	3	150	20.52	17.62	12.52
HGP0010AW1F0000	10	14	3	175	20.52	17.62	12.52
HGP0015AW1F0000	15	21	5	250	20.52	17.62	12.52
HGP0020AW1F0000	20	27	6	275	20.52	17.62	12.52
HGP0025AW1F0000	25	34	8	250	20.52	17.62	12.52
HGP0030AW1F0000	30	40	10	300	31.55	17.5	12.54
HGP0040AW1F0000	40	52	15	500	31.55	17.5	12.54
HGP0050AW1F0000	50	65	15	550	31.55	17.5	12.54
HGP0060AW1F0000	60	77	20	675	31.55	17.5	12.54
HGP0075AW1F0000	75	96	25	650	31.55	17.5	12.54
HGP0100AW1F0000	100	124	30	750	56.15	17.66	16.33
HGP0125AW1F0000	125	156	40	1000	56.15	17.66	16.33
HGP0150AW1F0000	150	180	45	1200	56.15	17.66	16.33
HGP0200AW1F0000	200	240	60	1600	70	20	20
HGP0250AW1F0000	250	302	75	1800	70	20	20
HGP0300AW1F0000	300	361	90	2100	70	20	20
HGP0350AW1F0000	350	414	105	2200	70	20	20
HGP0400AW1F0000	400	477	120	2600	70	20	20
HGP0450AW1F0000	450	515	135	2800	62.57	52	24.38
HGP0500AW1F0000	500	590	150	3100	62.57	52	24.38
HGP0600AW1F0000	600	720	180	2700	62.57	52	24.38
HGP0700AW1F0000	700	840	210	2900	62.57	52	26.46
HGP0800AW1F0000	800	960	240	3000	62.57	52	26.46
HGP0900AW1F0000	900	1080	270	3300	62.57	72	26.46

## 480 V Type 1 Fuse Monitor No Contactor

Type 1 Part Number	HP	Amps	kVar	Watts Loss	Dimensions (in.)		
					Height	Width	Depth
HGP0005AW1G0000	5	7.6	1.2	150	20.52	17.62	12.52
HGP0008AW1G0000	7.5	11	3	150	20.52	17.62	12.52
HGP0010AW1G0000	10	14	3	175	20.52	17.62	12.52
HGP0015AW1G0000	15	21	5	250	20.52	17.62	12.52
HGP0020AW1G0000	20	27	6	275	20.52	17.62	12.52
HGP0025AW1G0000	25	34	8	250	20.52	17.62	12.52
HGP0030AW1G0000	30	40	10	300	31.55	17.5	12.54
HGP0040AW1G0000	40	52	15	500	31.55	17.5	12.54
HGP0050AW1G0000	50	65	15	550	31.55	17.5	12.54
HGP0060AW1G0000	60	77	20	675	31.55	17.5	12.54
HGP0075AW1G0000	75	96	25	650	31.55	17.5	12.54
HGP0100AW1G0000	100	124	30	750	56.15	17.66	16.33
HGP0125AW1G0000	125	156	40	1000	56.15	17.66	16.33
HGP0150AW1G0000	150	180	45	1200	56.15	17.66	16.33
HGP0200AW1G0000	200	240	60	1600	70	20	20
HGP0250AW1G0000	250	302	75	1800	70	20	20
HGP0300AW1G0000	300	361	90	2100	70	20	20
HGP0350AW1G0000	350	414	105	2200	70	20	20
HGP0400AW1G0000	400	477	120	2600	70	20	20
HGP0450AW1G0000	450	515	135	2800	62.57	52	24.38
HGP0500AW1G0000	500	590	150	3100	62.57	52	24.38
HGP0600AW1G0000	600	720	180	2700	62.57	52	24.38
HGP0700AW1G0000	700	840	210	2900	62.57	52	26.46
HGP0800AW1G0000	800	960	240	3000	62.57	52	26.46
HGP0900AW1G0000	900	1080	270	3300	62.57	72	26.46



# HarmonicGuard Passive Filter (HGP)

## 480 V Type 3R Contactor w/ PQconnect over Modbus RTU

Type 3R Part Number	HP	Amps	kVar	Watts Loss	Dimensions (in.)		
					Height	Width	Depth
HGP0005AW3C1000	5	7.6	1.2	150	33.24	33	13.73
HGP0008AW3C1000	7.5	11	3	150	33.24	33	13.73
HGP0010AW3C1000	10	14	3	175	33.24	33	13.73
HGP0015AW3C1000	15	21	5	250	33.24	33	13.73
HGP0020AW3C1000	20	27	6	275	33.24	33	13.73
HGP0025AW3C1000	25	34	8	250	33.24	33	13.73
HGP0030AW3C1000	30	40	10	300	33.24	33	13.73
HGP0040AW3C1000	40	52	15	500	37.58	39.15	13.73
HGP0050AW3C1000	50	65	15	550	37.58	39.15	13.73
HGP0060AW3C1000	60	77	20	675	37.58	39.15	13.73
HGP0075AW3C1000	75	96	25	650	37.58	39.15	13.73
HGP0100AW3C1000	100	124	30	750	37.58	39.15	13.73
HGP0125AW3C1000	125	156	40	1000	37.58	39.15	13.73
HGP0150AW3C1000	150	180	45	1200	52.58	39.07	17.73
HGP0200AW3C1000	200	240	60	1600	52.58	39.07	17.73
HGP0250AW3C1000	250	302	75	1800	53.86	45.14	21.73
HGP0300AW3C1000	300	361	90	2100	53.86	45.14	21.73
HGP0350AW3C1000	350	414	105	2200	53.86	45.14	21.73
HGP0400AW3C1000	400	477	120	2600	65.77	57.13	26.32
HGP0450AW3C1000	450	515	135	2800	65.77	57.13	26.32
HGP0500AW3C1000	500	590	150	3100	65.77	57.13	26.32
HGP0600AW3C1000	600	720	180	2700	65.77	57.13	26.32
HGP0700AW3C1000	700	840	210	2900	80.22	72.06	30
HGP0800AW3C1000	800	960	240	3000	80.22	72.06	30
HGP0900AW3C1000	900	1080	270	3300	80.22	72.06	30

## 480 V Type 3R Contactor

Type 3R Part Number	HP	Amps	kVar	Watts Loss	Dimensions (in.)		
					Height	Width	Depth
HGP0005AW3C0000	5	7.6	1.2	150	33.24	33	13.73
HGP0008AW3C0000	7.5	11	3	150	33.24	33	13.73
HGP0010AW3C0000	10	14	3	175	33.24	33	13.73
HGP0015AW3C0000	15	21	5	250	33.24	33	13.73
HGP0020AW3C0000	20	27	6	275	33.24	33	13.73
HGP0025AW3C0000	25	34	8	250	33.24	33	13.73
HGP0030AW3C0000	30	40	10	300	33.24	33	13.73
HGP0040AW3C0000	40	52	15	500	37.58	39.15	13.73
HGP0050AW3C0000	50	65	15	550	37.58	39.15	13.73
HGP0060AW3C0000	60	77	20	675	37.58	39.15	13.73
HGP0075AW3C0000	75	96	25	650	37.58	39.15	13.73
HGP0100AW3C0000	100	124	30	750	37.58	39.15	13.73
HGP0125AW3C0000	125	156	40	1000	37.58	39.15	13.73
HGP0150AW3C0000	150	180	45	1200	52.58	39.07	17.73
HGP0200AW3C0000	200	240	60	1600	52.58	39.07	17.73
HGP0250AW3C0000	250	302	75	1800	53.86	45.14	21.73
HGP0300AW3C0000	300	361	90	2100	53.86	45.14	21.73
HGP0350AW3C0000	350	414	105	2200	53.86	45.14	21.73
HGP0400AW3C0000	400	477	120	2600	65.77	57.13	26.32
HGP0450AW3C0000	450	515	135	2800	65.77	57.13	26.32
HGP0500AW3C0000	500	590	150	3100	65.77	57.13	26.32
HGP0600AW3C0000	600	720	180	2700	65.77	57.13	26.32
HGP0700AW3C0000	700	840	210	2900	80.22	72.06	30
HGP0800AW3C0000	800	960	240	3000	80.22	72.06	30
HGP0900AW3C0000	900	1080	270	3300	80.22	72.06	30



# HarmonicGuard Passive Filter (HGP)

## 480 V Type 3R, No Contactor

Type 3R Part Number	HP	Amps	kVar	Watts Loss	Dimensions (in.)		
					Height	Width	Depth
HGP0005AW3S0000	5	7.6	1.2	150	33.24	33	13.73
HGP0008AW3S0000	7.5	11	3	150	33.24	33	13.73
HGP0010AW3S0000	10	14	3	175	33.24	33	13.73
HGP0015AW3S0000	15	21	5	250	33.24	33	13.73
HGP0020AW3S0000	20	27	6	275	33.24	33	13.73
HGP0025AW3S0000	25	34	8	250	33.24	33	13.73
HGP0030AW3S0000	30	40	10	300	33.24	33	13.73
HGP0040AW3S0000	40	52	15	500	37.58	39.15	13.73
HGP0050AW3S0000	50	65	15	550	37.58	39.15	13.73
HGP0060AW3S0000	60	77	20	675	37.58	39.15	13.73
HGP0075AW3S0000	75	96	25	650	37.58	39.15	13.73
HGP0100AW3S0000	100	124	30	750	37.58	39.15	13.73
HGP0125AW3S0000	125	156	40	1000	37.58	39.15	13.73
HGP0150AW3S0000	150	180	45	1200	52.58	39.07	17.73
HGP0200AW3S0000	200	240	60	1600	52.58	39.07	17.73
HGP0250AW3S0000	250	302	75	1800	53.86	45.14	21.73
HGP0300AW3S0000	300	361	90	2100	53.86	45.14	21.73
HGP0350AW3S0000	350	414	105	2200	53.86	45.14	21.73
HGP0400AW3S0000	400	477	120	2600	65.77	57.13	26.32
HGP0450AW3S0000	450	515	135	2800	65.77	57.13	26.32
HGP0500AW3S0000	500	590	150	3100	65.77	57.13	26.32
HGP0600AW3S0000	600	720	180	2700	65.77	57.13	26.32
HGP0700AW3S0000	700	840	210	2900	80.22	72.06	30
HGP0800AW3S0000	800	960	240	3000	80.22	72.06	30
HGP0900AW3S0000	900	1080	270	3300	80.22	72.06	30

## 480 V Type 3R Fuse Monitor w/ Contactor

Type 3R Part Number	HP	Amps	kVar	Watts Loss	Dimensions (in.)		
					Height	Width	Depth
HGP0005AW3F0000	5	7.6	1.2	150	33.24	33	13.73
HGP0008AW3F0000	7.5	11	3	150	33.24	33	13.73
HGP0010AW3F0000	10	14	3	175	33.24	33	13.73
HGP0015AW3F0000	15	21	5	250	33.24	33	13.73
HGP0020AW3F0000	20	27	6	275	33.24	33	13.73
HGP0025AW3F0000	25	34	8	250	33.24	33	13.73
HGP0030AW3F0000	30	40	10	300	33.24	33	13.73
HGP0040AW3F0000	40	52	15	500	37.58	39.15	13.73
HGP0050AW3F0000	50	65	15	550	37.58	39.15	13.73
HGP0060AW3F0000	60	77	20	675	37.58	39.15	13.73
HGP0075AW3F0000	75	96	25	650	37.58	39.15	13.73
HGP0100AW3F0000	100	124	30	750	37.58	39.15	13.73
HGP0125AW3F0000	125	156	40	1000	37.58	39.15	13.73
HGP0150AW3F0000	150	180	45	1200	52.58	39.07	17.73
HGP0200AW3F0000	200	240	60	1600	52.58	39.07	17.73
HGP0250AW3F0000	250	302	75	1800	53.86	45.14	21.73
HGP0300AW3F0000	300	361	90	2100	53.86	45.14	21.73
HGP0350AW3F0000	350	414	105	2200	53.86	45.14	21.73
HGP0400AW3F0000	400	477	120	2600	65.77	57.13	26.32
HGP0450AW3F0000	450	515	135	2800	65.77	57.13	26.32
HGP0500AW3F0000	500	590	150	3100	65.77	57.13	26.32
HGP0600AW3F0000	600	720	180	2700	65.77	57.13	26.32
HGP0700AW3F0000	700	840	210	2900	80.22	72.06	30
HGP0800AW3F0000	800	960	240	3000	80.22	72.06	30
HGP0900AW3F0000	900	1080	270	3300	80.22	72.06	30

# HarmonicGuard Passive Filter (HGP)

## 480 V Type 3R Fuse Monitor No Contactor

Type 3R Part Number	HP	Amps	kVar	Watts Loss	Dimensions (in.)		
					Height	Width	Depth
HGP0005AW3G0000	5	7.6	1.2	150	33.24	33	13.73
HGP0008AW3G0000	7.5	11	3	150	33.24	33	13.73
HGP0010AW3G0000	10	14	3	175	33.24	33	13.73
HGP0015AW3G0000	15	21	5	250	33.24	33	13.73
HGP0020AW3G0000	20	27	6	275	33.24	33	13.73
HGP0025AW3G0000	25	34	8	250	33.24	33	13.73
HGP0030AW3G0000	30	40	10	300	33.24	33	13.73
HGP0040AW3G0000	40	52	15	500	37.58	39.15	13.73
HGP0050AW3G0000	50	65	15	550	37.58	39.15	13.73
HGP0060AW3G0000	60	77	20	675	37.58	39.15	13.73
HGP0075AW3G0000	75	96	25	650	37.58	39.15	13.73
HGP0100AW3G0000	100	124	30	750	37.58	39.15	13.73
HGP0125AW3G0000	125	156	40	1000	37.58	39.15	13.73
HGP0150AW3G0000	150	180	45	1200	52.58	39.07	17.73
HGP0200AW3G0000	200	240	60	1600	52.58	39.07	17.73
HGP0250AW3G0000	250	302	75	1800	53.86	45.14	21.73
HGP0300AW3G0000	300	361	90	2100	53.86	45.14	21.73
HGP0350AW3G0000	350	414	105	2200	53.86	45.14	21.73
HGP0400AW3G0000	400	477	120	2600	65.77	57.13	26.32
HGP0450AW3G0000	450	515	135	2800	65.77	57.13	26.32
HGP0500AW3G0000	500	590	150	3100	65.77	57.13	26.32
HGP0600AW3G0000	600	720	180	2700	65.77	57.13	26.32
HGP0700AW3G0000	700	840	210	2900	80.22	72.06	30
HGP0800AW3G0000	800	960	240	3000	80.22	72.06	30
HGP0900AW3G0000	900	1080	270	3300	80.22	72.06	30

## 480 V Type 3R Contactor w/ PQconnect over Modbus RTU - Oilfield Duty

Type 3R Part Number	HP	Amps	kVar	Watts Loss	Dimensions (in.)		
					Height	Width	Depth
HGP0040AW3C100P	40	52	15	500	37.58	39.15	13.73
HGP0050AW3C100P	50	65	15	550	37.58	39.15	13.73
HGP0060AW3C100P	60	77	20	675	37.58	39.15	13.73
HGP0075AW3C100P	75	96	25	650	37.58	39.15	13.73
HGP0100AW3C100P	100	124	30	750	37.58	39.15	13.73
HGP0125AW3C100P	125	156	40	1000	37.58	39.15	13.73
HGP0150AW3C100P	150	180	45	1200	52.58	39.07	17.73
HGP0200AW3C100P	200	240	60	1600	52.58	39.07	17.73

# HarmonicGuard Passive Filter (HGP)

## 480 V Type 3R Contactor - Oilfield Duty

Type 3R Part Number	HP	Amps	kVar	Watts Loss	Dimensions (in.)		
					Height	Width	Depth
HGP0040AW3C000P	40	52	15	500	37.58	39.15	13.73
HGP0050AW3C000P	50	65	15	550	37.58	39.15	13.73
HGP0060AW3C000P	60	77	20	675	37.58	39.15	13.73
HGP0075AW3C000P	75	96	25	650	37.58	39.15	13.73
HGP0100AW3C000P	100	124	30	750	37.58	39.15	13.73
HGP0125AW3C000P	125	156	40	1000	37.58	39.15	13.73
HGP0150AW3C000P	150	180	45	1200	52.58	39.07	17.73
HGP0200AW3C000P	200	240	60	1600	52.58	39.07	17.73

## 480 V Type 3R No Contactor - Oilfield Duty

Type 3R Part Number	HP	Amps	kVar	Watts Loss	Dimensions (in.)		
					Height	Width	Depth
HGP0040AW3S000P	40	52	15	500	37.58	39.15	13.73
HGP0050AW3S000P	50	65	15	550	37.58	39.15	13.73
HGP0060AW3S000P	60	77	20	675	37.58	39.15	13.73
HGP0075AW3S000P	75	96	25	650	37.58	39.15	13.73
HGP0100AW3S000P	100	124	30	750	37.58	39.15	13.73
HGP0125AW3S000P	125	156	40	1000	37.58	39.15	13.73
HGP0150AW3S000P	150	180	45	1200	52.58	39.07	17.73
HGP0200AW3S000P	200	240	60	1600	52.58	39.07	17.73

## 480 V Type 3R Fuse Monitor w/ Contactor - Oilfield Duty

Type 3R Part Number	HP	Amps	kVar	Watts Loss	Dimensions (in.)		
					Height	Width	Depth
HGP0040AW3F000P	40	52	15	500	37.58	39.15	13.73
HGP0050AW3F000P	50	65	15	550	37.58	39.15	13.73
HGP0060AW3F000P	60	77	20	675	37.58	39.15	13.73
HGP0075AW3F000P	75	96	25	650	37.58	39.15	13.73
HGP0100AW3F000P	100	124	30	750	37.58	39.15	13.73
HGP0125AW3F000P	125	156	40	1000	37.58	39.15	13.73
HGP0150AW3F000P	150	180	45	1200	52.58	39.07	17.73
HGP0200AW3F000P	200	240	60	1600	52.58	39.07	17.73

## 480 V Type 3R Fuse Monitor No Contactor - Oilfield Duty

Type 3R Part Number	HP	Amps	kVar	Watts Loss	Dimensions (in.)		
					Height	Width	Depth
HGP0040AW3G000P	40	52	15	500	37.58	39.15	13.73
HGP0050AW3G000P	50	65	15	550	37.58	39.15	13.73
HGP0060AW3G000P	60	77	20	675	37.58	39.15	13.73
HGP0075AW3G000P	75	96	25	650	37.58	39.15	13.73
HGP0100AW3G000P	100	124	30	750	37.58	39.15	13.73
HGP0125AW3G000P	125	156	40	1000	37.58	39.15	13.73
HGP0150AW3G000P	150	180	45	1200	52.58	39.07	17.73
HGP0200AW3G000P	200	240	60	1600	52.58	39.07	17.73

# HarmonicGuard Passive Filter (HGP)

## 480 V Type 3R Contactor, Heater, w/ PQconnect over Modbus RTU

Type 3R Part Number	HP	Amps	kVar	Watts Loss	Dimensions (in.)		
					Height	Width	Depth
HGP0005AW3C100H	5	7.6	1.2	150	33.24	33	13.73
HGP0008AW3C100H	7.5	11	3	150	33.24	33	13.73
HGP0010AW3C100H	10	14	3	175	33.24	33	13.73
HGP0015AW3C100H	15	21	5	250	33.24	33	13.73
HGP0020AW3C100H	20	27	6	275	33.24	33	13.73
HGP0025AW3C100H	25	34	8	250	33.24	33	13.73
HGP0030AW3C100H	30	40	10	300	33.24	33	13.73
HGP0040AW3C100H	40	52	15	500	37.58	39.15	13.73
HGP0050AW3C100H	50	65	15	550	37.58	39.15	13.73
HGP0060AW3C100H	60	77	20	675	37.58	39.15	13.73
HGP0075AW3C100H	75	96	25	650	37.58	39.15	13.73
HGP0100AW3C100H	100	124	30	750	37.58	39.15	13.73
HGP0125AW3C100H	125	156	40	1000	37.58	39.15	13.73
HGP0150AW3C100H	150	180	45	1200	52.58	39.07	17.73
HGP0200AW3C100H	200	240	60	1600	52.58	39.07	17.73
HGP0250AW3C100H	250	302	75	1800	53.86	45.14	21.73
HGP0300AW3C100H	300	361	90	2100	53.86	45.14	21.73
HGP0350AW3C100H	350	414	105	2200	53.86	45.14	21.73
HGP0400AW3C100H	400	477	120	2600	65.77	57.13	26.32
HGP0450AW3C100H	450	515	135	2800	65.77	57.13	26.32
HGP0500AW3C100H	500	590	150	3100	65.77	57.13	26.32
HGP0600AW3C100H	600	720	180	2700	65.77	57.13	26.32
HGP0700AW3C100H	700	840	210	2900	80.22	72.06	30
HGP0800AW3C100H	800	960	240	3000	80.22	72.06	30
HGP0900AW3C100H	900	1080	270	3300	80.22	72.06	30

## 480 V Type 3R Contactor & Heater

Type 3R Part Number	HP	Amps	kVar	Watts Loss	Dimensions (in.)		
					Height	Width	Depth
HGP0005AW3C000H	5	7.6	1.2	150	33.24	33	13.73
HGP0008AW3C000H	7.5	11	3	150	33.24	33	13.73
HGP0010AW3C000H	10	14	3	175	33.24	33	13.73
HGP0015AW3C000H	15	21	5	250	33.24	33	13.73
HGP0020AW3C000H	20	27	6	275	33.24	33	13.73
HGP0025AW3C000H	25	34	8	250	33.24	33	13.73
HGP0030AW3C000H	30	40	10	300	33.24	33	13.73
HGP0040AW3C000H	40	52	15	500	37.58	39.15	13.73
HGP0050AW3C000H	50	65	15	550	37.58	39.15	13.73
HGP0060AW3C000H	60	77	20	675	37.58	39.15	13.73
HGP0075AW3C000H	75	96	25	650	37.58	39.15	13.73
HGP0100AW3C000H	100	124	30	750	37.58	39.15	13.73
HGP0125AW3C000H	125	156	40	1000	37.58	39.15	13.73
HGP0150AW3C000H	150	180	45	1200	52.58	39.07	17.73
HGP0200AW3C000H	200	240	60	1600	52.58	39.07	17.73
HGP0250AW3C000H	250	302	75	1800	53.86	45.14	21.73
HGP0300AW3C000H	300	361	90	2100	53.86	45.14	21.73
HGP0350AW3C000H	350	414	105	2200	53.86	45.14	21.73
HGP0400AW3C000H	400	477	120	2600	65.77	57.13	26.32
HGP0450AW3C000H	450	515	135	2800	65.77	57.13	26.32
HGP0500AW3C000H	500	590	150	3100	65.77	57.13	26.32
HGP0600AW3C000H	600	720	180	2700	65.77	57.13	26.32
HGP0700AW3C000H	700	840	210	2900	80.22	72.06	30
HGP0800AW3C000H	800	960	240	3000	80.22	72.06	30
HGP0900AW3C000H	900	1080	270	3300	80.22	72.06	30

# HarmonicGuard Passive Filter (HGP)

## 480 V Type 3R Fuse Monitor w/ Contactor & Heater

Type 3R Part Number	HP	Amps	kVar	Watts Loss	Dimensions (in.)		
					Height	Width	Depth
HGP0005AW3F000H	5	7.6	1.2	150	33.24	33	13.73
HGP0008AW3F000H	7.5	11	3	150	33.24	33	13.73
HGP0010AW3F000H	10	14	3	175	33.24	33	13.73
HGP0015AW3F000H	15	21	5	250	33.24	33	13.73
HGP0020AW3F000H	20	27	6	275	33.24	33	13.73
HGP0025AW3F000H	25	34	8	250	33.24	33	13.73
HGP0030AW3F000H	30	40	10	300	33.24	33	13.73
HGP0040AW3F000H	40	52	15	500	37.58	39.15	13.73
HGP0050AW3F000H	50	65	15	550	37.58	39.15	13.73
HGP0060AW3F000H	60	77	20	675	37.58	39.15	13.73
HGP0075AW3F000H	75	96	25	650	37.58	39.15	13.73
HGP0100AW3F000H	100	124	30	750	37.58	39.15	13.73
HGP0125AW3F000H	125	156	40	1000	37.58	39.15	13.73
HGP0150AW3F000H	150	180	45	1200	52.58	39.07	17.73
HGP0200AW3F000H	200	240	60	1600	52.58	39.07	17.73
HGP0250AW3F000H	250	302	75	1800	53.86	45.14	21.73
HGP0300AW3F000H	300	361	90	2100	53.86	45.14	21.73
HGP0350AW3F000H	350	414	105	2200	53.86	45.14	21.73
HGP0400AW3F000H	400	477	120	2600	65.77	57.13	26.32
HGP0450AW3F000H	450	515	135	2800	65.77	57.13	26.32
HGP0500AW3F000H	500	590	150	3100	65.77	57.13	26.32
HGP0600AW3F000H	600	720	180	2700	65.77	57.13	26.32
HGP0700AW3F000H	700	840	210	2900	80.22	72.06	30
HGP0800AW3F000H	800	960	240	3000	80.22	72.06	30
HGP0900AW3F000H	900	1080	270	3300	80.22	72.06	30

## 480 V Type 12 Contactor w/ PQconnect

Part Number	HP	Amps	kVar	Watts Loss	Dimensions (in.)		
					Height	Width	Depth
HGP0005AW2C1000	5	7.6	1.2				
HGP0008AW2C1000	7.5	11	3				
HGP0010AW2C1000	10	14	3				
HGP0015AW2C1000	15	21	5				
HGP0020AW2C1000	20	27	6				
HGP0025AW2C1000	25	34	8				
HGP0030AW2C1000	30	40	10				
HGP0040AW2C1000	40	52	15				
HGP0050AW2C1000	50	65	15				
HGP0060AW2C1000	60	77	20				
HGP0075AW2C1000	75	96	25				
HGP0100AW2C1000	100	124	30				
HGP0125AW2C1000	125	156	40				
HGP0150AW2C1000	150	180	45				
HGP0200AW2C1000	200	240	60				
HGP0250AW2C1000	250	302	75				
HGP0300AW2C1000	300	361	90				
HGP0350AW2C1000	350	414	105				
HGP0400AW2C1000	400	477	120				
HGP0450AW2C1000	450	515	135				
HGP0500AW2C1000	500	590	150				
HGP0600AW2C1000	600	720	180				
HGP0700AW2C1000	700	840	210				
HGP0800AW2C1000	800	960	240				
HGP0900AW2C1000	900	1080	270				

# HarmonicGuard Passive Filter (HGP)

## 480 V Type 12 Contactor

Part Number	HP	Amps	kVar	Watts Loss	Dimensions (in.)		
					Height	Width	Depth
HGP0005AW2C0000	5	7.6	1.2				
HGP0008AW2C0000	7.5	11	3				
HGP0010AW2C0000	10	14	3				
HGP0015AW2C0000	15	21	5				
HGP0020AW2C0000	20	27	6				
HGP0025AW2C0000	25	34	8				
HGP0030AW2C0000	30	40	10				
HGP0040AW2C0000	40	52	15				
HGP0050AW2C0000	50	65	15				
HGP0060AW2C0000	60	77	20				
HGP0075AW2C0000	75	96	25				
HGP0100AW2C0000	100	124	30				
HGP0125AW2C0000	125	156	40				
HGP0150AW2C0000	150	180	45				
HGP0200AW2C0000	200	240	60				
HGP0250AW2C0000	250	302	75				
HGP0300AW2C0000	300	361	90				
HGP0350AW2C0000	350	414	105				
HGP0400AW2C0000	400	477	120				
HGP0450AW2C0000	450	515	135				
HGP0500AW2C0000	500	590	150				
HGP0600AW2C0000	600	720	180				
HGP0700AW2C0000	700	840	210				
HGP0800AW2C0000	800	960	240				
HGP0900AW2C0000	900	1080	270				

## 600 V Open Contactor w/ PQconnect over Modbus RTU

Open Part Number	HP	Amps	kVar	Watts Loss	Dimensions (in.)		
					Height	Width	Depth
HGP0015CW0C1000	15	17	5	190	30.75	17	11.5
HGP0030CW0C1000	30	32	10	340	30.75	17	11.5
HGP0040CW0C1000	40	41	15	430	30.75	17	17
HGP0050CW0C1000	50	52	15	520	30.75	17	17
HGP0060CW0C1000	60	62	20	600	30.75	17	17
HGP0075CW0C1000	75	77	25	720	30.75	17	17
HGP0100CW0C1000	100	99	30	890	50	17	13.04
HGP0125CW0C1000	125	125	40	1040	50	17	13.04
HGP0150CW0C1000	150	144	45	1160	50	17	13.04
HGP0200CW0C1000	200	192	60	1370	68.5	17	14.82
HGP0250CW0C1000	250	242	75	1520	68.5	17	14.82
HGP0300CW0C1000	300	289	90	1630	40	40	20.54
HGP0350CW0C1000	350	336	105	1690	40	40	20.54
HGP0400CW0C1000	400	382	120	1710	40	40	20.54
HGP0450CW0C1000	450	412	135	1710	45	45	24.86
HGP0500CW0C1000	500	472	150	1710	45	45	24.86
HGP0600CW0C1000	600	576	180	1770	45	45	24.86
HGP0700CW0C1000	700	672	210	2030	*	*	*
HGP0800CW0C1000	800	768	240	2420	*	*	*
HGP0900CW0C1000	900	864	270	2420	*	*	*



# HarmonicGuard Passive Filter (HGP)

## 600 V Open Contactor

Open Part Number	HP	Amps	kVar	Watts Loss	Dimensions (in.)		
					Height	Width	Depth
HGP0015CW0C0000	15	17	5	190	30.75	17	11.5
HGP0030CW0C0000	30	32	10	340	30.75	17	11.5
HGP0040CW0C0000	40	41	15	430	30.75	17	17
HGP0050CW0C0000	50	52	15	520	30.75	17	17
HGP0060CW0C0000	60	62	20	600	30.75	17	17
HGP0075CW0C0000	75	77	25	720	30.75	17	17
HGP0100CW0C0000	100	99	30	890	50	17	13.04
HGP0125CW0C0000	125	125	40	1040	50	17	13.04
HGP0150CW0C0000	150	144	45	1160	50	17	13.04
HGP0200CW0C0000	200	192	60	1370	68.5	17	14.82
HGP0250CW0C0000	250	242	75	1520	68.5	17	14.82
HGP0300CW0C0000	300	289	90	1630	40	40	20.54
HGP0350CW0C0000	350	336	105	1690	40	40	20.54
HGP0400CW0C0000	400	382	120	1710	40	40	20.54
HGP0450CW0C0000	450	412	135	1710	45	45	24.86
HGP0500CW0C0000	500	472	150	1710	45	45	24.86
HGP0600CW0C0000	600	576	180	1770	45	45	24.86
HGP0700CW0C0000	700	672	210	2030	*	*	*
HGP0800CW0C0000	800	768	240	2420	*	*	*
HGP0900CW0C0000	900	864	270	2420	*	*	*

## 600 V Type 1 Contactor w/ PQconnect over Modbus RTU

Type 1 Part Number	HP	Amps	kVar	Watts Loss	Dimensions (in.)		
					Height	Width	Depth
HGP0015CW1C1000	15	17	5	190	32.3	17.49	12.54
HGP0030CW1C1000	30	32	10	340	32.3	17.49	12.54
HGP0040CW1C1000	40	41	15	430	32.3	17.49	12.54
HGP0050CW1C1000	50	52	15	520	32.3	17.49	12.54
HGP0060CW1C1000	60	62	20	600	32.3	17.49	12.54
HGP0075CW1C1000	75	77	25	720	32.3	17.49	12.54
HGP0100CW1C1000	100	99	30	890	56.15	17.66	16.48
HGP0125CW1C1000	125	125	40	1040	56.15	17.66	16.48
HGP0150CW1C1000	150	144	45	1160	56.15	17.66	16.48
HGP0200CW1C1000	200	192	60	1370	71.58	20.59	20
HGP0250CW1C1000	250	242	75	1520	71.58	20.59	20
HGP0300CW1C1000	300	289	90	1630	62.57	52	26.17
HGP0350CW1C1000	350	336	105	1690	62.57	52	26.17
HGP0400CW1C1000	400	382	120	1710	62.57	52	26.17
HGP0450CW1C1000	450	412	135	1710	62.57	52	26.17
HGP0500CW1C1000	500	472	150	1710	62.57	52	26.17
HGP0600CW1C1000	600	576	180	1770	62.57	52	26.17
HGP0700CW1C1000	700	672	210	2030	*	*	*
HGP0800CW1C1000	800	768	240	2420	*	*	*
HGP0900CW1C1000	900	864	270	2420	*	*	*



# HarmonicGuard Passive Filter (HGP)

## 600 V Type 1 Contactor

Type 1 Part Number	HP	Amps	kVar	Watts Loss	Dimensions (in.)		
					Height	Width	Depth
HGP0015CW1C0000	15	17	5	190	32.3	17.49	12.54
HGP0030CW1C0000	30	32	10	340	32.3	17.49	12.54
HGP0040CW1C0000	40	41	15	430	32.3	17.49	12.54
HGP0050CW1C0000	50	52	15	520	32.3	17.49	12.54
HGP0060CW1C0000	60	62	20	600	32.3	17.49	12.54
HGP0075CW1C0000	75	77	25	720	32.3	17.49	12.54
HGP0100CW1C0000	100	99	30	890	56.15	17.66	16.48
HGP0125CW1C0000	125	125	40	1040	56.15	17.66	16.48
HGP0150CW1C0000	150	144	45	1160	56.15	17.66	16.48
HGP0200CW1C0000	200	192	60	1370	71.58	20.59	20
HGP0250CW1C0000	250	242	75	1520	71.58	20.59	20
HGP0300CW1C0000	300	289	90	1630	62.57	52	26.17
HGP0350CW1C0000	350	336	105	1690	62.57	52	26.17
HGP0400CW1C0000	400	382	120	1710	62.57	52	26.17
HGP0450CW1C0000	450	412	135	1710	62.57	52	26.17
HGP0500CW1C0000	500	472	150	1710	62.57	52	26.17
HGP0600CW1C0000	600	576	180	1770	62.57	52	26.17
HGP0700CW1C0000	700	672	210	2030	*	*	*
HGP0800CW1C0000	800	768	240	2420	*	*	*
HGP0900CW1C0000	900	864	270	2420	*	*	*

## 600 V Type 1 Contactor, Heater, PQconnect over Modbus RTU

Type 3R Part Number	HP	Amps	kVar	Watts Loss	Dimensions (in.)		
					Height	Width	Depth
HGP0015CW3C100H	15	17	5				
HGP0030CW3C100H	30	32	10				
HGP0040CW3C100H	40	41	15				
HGP0050CW3C100H	50	52	15				
HGP0060CW3C100H	60	62	20				
HGP0075CW3C100H	75	77	25				
HGP0100CW3C100H	100	99	30				
HGP0125CW3C100H	125	125	40				
HGP0150CW3C100H	150	144	45				
HGP0200CW3C100H	200	192	60				
HGP0250CW3C100H	250	242	75				
HGP0300CW3C100H	300	289	90				
HGP0350CW3C100H	350	336	105				
HGP0400CW3C100H	400	382	120				
HGP0450CW3C100H	450	412	135				
HGP0500CW3C100H	500	472	150				
HGP0600CW3C100H	600	576	180				
HGP0700CW3C100H	700	672	210				
HGP0800CW3C100H	800	768	240				
HGP0900CW3C100H	900	864	270				

# HarmonicGuard Passive Filter (HGP)

## 600 V Type 3R Contactor w/ PQconnect over Modbus RTU

Type 3R Part Number	HP	Amps	kVar	Watts Loss	Dimensions (in.)		
					Height	Width	Depth
HGP0015CW3C1000	15	17	5	190	32.82	33.25	13.74
HGP0030CW3C1000	30	32	10	340	32.82	33.25	13.74
HGP0040CW3C1000	40	41	15	430	37.58	39.45	13.73
HGP0050CW3C1000	50	52	15	520	37.58	39.45	13.73
HGP0060CW3C1000	60	62	20	600	37.58	39.45	13.73
HGP0075CW3C1000	75	77	25	720	37.58	39.45	13.73
HGP0100CW3C1000	100	99	30	890	37.58	39.45	13.73
HGP0125CW3C1000	125	125	40	1040	37.58	39.45	13.73
HGP0150CW3C1000	150	144	45	1160	52.58	39.45	17.73
HGP0200CW3C1000	200	192	60	1370	52.58	39.45	17.73
HGP0250CW3C1000	250	242	75	1520	52.58	45.40	21.65
HGP0300CW3C1000	300	289	90	1630	52.58	52.58	52.58
HGP0350CW3C1000	350	336	105	1690	65.69	57.42	26.14
HGP0400CW3C1000	400	382	120	1710	65.69	57.42	26.14
HGP0450CW3C1000	450	412	135	1710	65.69	57.42	26.14
HGP0500CW3C1000	500	472	150	1710	65.69	57.42	26.14
HGP0600CW3C1000	600	576	180	1770	65.69	57.42	26.14
HGP0700CW3C1000	700	672	210	2030	*	*	*
HGP0800CW3C1000	800	768	240	2420	*	*	*
HGP0900CW3C1000	900	864	270	2420	*	*	*

## 600 V Type 3R Contactor

Type 3R Part Number	HP	Amps	kVar	Watts Loss	Dimensions (in.)		
					Height	Width	Depth
HGP0015CW3C0000	15	17	5	190	32.82	33.25	13.74
HGP0030CW3C0000	30	32	10	340	32.82	33.25	13.74
HGP0040CW3C0000	40	41	15	430	37.58	39.45	13.73
HGP0050CW3C0000	50	52	15	520	37.58	39.45	13.73
HGP0060CW3C0000	60	62	20	600	37.58	39.45	13.73
HGP0075CW3C0000	75	77	25	720	37.58	39.45	13.73
HGP0100CW3C0000	100	99	30	890	37.58	39.45	13.73
HGP0125CW3C0000	125	125	40	1040	37.58	39.45	13.73
HGP0150CW3C0000	150	144	45	1160	52.58	39.45	17.73
HGP0200CW3C0000	200	192	60	1370	52.58	39.45	17.73
HGP0250CW3C0000	250	242	75	1520	52.58	45.40	21.65
HGP0300CW3C0000	300	289	90	1630	52.58	52.58	52.58
HGP0350CW3C0000	350	336	105	1690	65.69	57.42	26.14
HGP0400CW3C0000	400	382	120	1710	65.69	57.42	26.14
HGP0450CW3C0000	450	412	135	1710	65.69	57.42	26.14
HGP0500CW3C0000	500	472	150	1710	65.69	57.42	26.14
HGP0600CW3C0000	600	576	180	1770	65.69	57.42	26.14
HGP0700CW3C0000	700	672	210	2030	*	*	*
HGP0800CW3C0000	800	768	240	2420	*	*	*
HGP0900CW3C0000	900	864	270	2420	*	*	*

# HarmonicGuard Passive Filter (HGP)

## 600 V Type 3R Contactor w/ Heater and PQconnect

Type 3R Part Number	HP	Amps	kVar	Watts Loss	Dimensions (in.)		
					Height	Width	Depth
HGP0015CW3C100H	15	17	5				
HGP0030CW3C100H	30	32	10				
HGP0040CW3C100H	40	41	15				
HGP0050CW3C100H	50	52	15				
HGP0060CW3C100H	60	62	20				
HGP0075CW3C100H	75	77	25				
HGP0100CW3C100H	100	99	30				
HGP0125CW3C100H	125	125	40				
HGP0150CW3C100H	150	144	45				
HGP0200CW3C100H	200	192	60				
HGP0250CW3C100H	250	242	75				
HGP0300CW3C100H	300	289	90				
HGP0350CW3C100H	350	336	105				
HGP0400CW3C100H	400	382	120				
HGP0450CW3C100H	450	412	135				
HGP0500CW3C100H	500	472	150				
HGP0600CW3C100H	600	576	180				
HGP0700CW3C100H	700	672	210				
HGP0800CW3C100H	800	768	240				
HGP0900CW3C100H	900	864	270				

## 600 V Type 3R Contactor w/ Heater

Type 3R Part Number	HP	Amps	kVar	Watts Loss	Dimensions (in.)		
					Height	Width	Depth
HGP0015CW3C000H	15	17	5				
HGP0030CW3C000H	30	32	10				
HGP0040CW3C000H	40	41	15				
HGP0050CW3C000H	50	52	15				
HGP0060CW3C000H	60	62	20				
HGP0075CW3C000H	75	77	25				
HGP0100CW3C000H	100	99	30				
HGP0125CW3C000H	125	125	40				
HGP0150CW3C000H	150	144	45				
HGP0200CW3C000H	200	192	60				
HGP0250CW3C000H	250	242	75				
HGP0300CW3C000H	300	289	90				
HGP0350CW3C000H	350	336	105				
HGP0400CW3C000H	400	382	120				
HGP0450CW3C000H	450	412	135				
HGP0500CW3C000H	500	472	150				
HGP0600CW3C000H	600	576	180				
HGP0700CW3C000H	700	672	210				
HGP0800CW3C000H	800	768	240				
HGP0900CW3C000H	900	864	270				

# HarmonicGuard Passive Filter (HGP)

## 400 V Open Contactor

Open Part Number	kW	Amps	kVar	Watts Loss	Dimensions (in.)		
					Height	Width	Depth
HGP0004LX0C0000	4						
HGP0005LX0C0000	5.5						
HGP0007LX0C0000	7.5						
HGP0009LX0C0000	9.3						
HGP0011LX0C0000	11						
HGP0015LX0C0000	15						
HGP0018LX0C0000	18.5						
HGP0022LX0C0000	22						
HGP0030LX0C0000	30						
HGP0037LX0C0000	37						
HGP0045LX0C0000	45						
HGP0055LX0C0000	55						
HGP0075LX0C0000	75						
HGP0090LX0C0000	90						
HGP0110LX0C0000	110						
HGP0132LX0C0000	132						
HGP0160LX0C0000	160						

## 400 V Type 1 Contactor

Type 1 Part Number	kW	Amps	kVar	Watts Loss	Dimensions (in.)		
					Height	Width	Depth
HGP0004LX1C0000	4						
HGP0005LX1C0000	5.5						
HGP0007LX1C0000	7.5						
HGP0009LX1C0000	9.3						
HGP0011LX1C0000	11						
HGP0015LX1C0000	15						
HGP0018LX1C0000	18.5						
HGP0022LX1C0000	22						
HGP0030LX1C0000	30						
HGP0037LX1C0000	37						
HGP0045LX1C0000	45						
HGP0055LX1C0000	55						
HGP0075LX1C0000	75						
HGP0090LX1C0000	90						
HGP0110LX1C0000	110						
HGP0132LX1C0000	132						
HGP0160LX1C0000	160						
HGP0200LX1C0000	200						
HGP0250LX1C0000	250						
HGP0315LX1C0000	315						
HGP0355LX1C0000	355						
HGP0400LX1C0000	400						
HGP0450LX1C0000	450						
HGP0500LX1C0000	500						
HGP0560LX1C0000	560						
HGP0630LX1C0000	630						

# HarmonicGuard Passive Filter (HGP)

## 400 V Type 3R Contactor

Type 3R Part Number	kW	Amps	kVar	Watts Loss	Dimensions (in.)		
					Height	Width	Depth
HGP0004LX3C0000	4						
HGP0005LX3C0000	5.5						
HGP0007LX3C0000	7.5						
HGP0009LX3C0000	9.3						
HGP0011LX3C0000	11						
HGP0015LX3C0000	15						
HGP0018LX3C0000	18.5						
HGP0022LX3C0000	22						
HGP0030LX3C0000	30						
HGP0037LX3C0000	37						
HGP0045LX3C0000	45						
HGP0055LX3C0000	55						
HGP0075LX3C0000	75						
HGP0090LX3C0000	90						
HGP0110LX3C0000	110						
HGP0132LX3C0000	132						
HGP0160LX3C0000	160						
HGP0200LX3C0000	200						
HGP0250LX3C0000	250						
HGP0315LX3C0000	315						
HGP0355LX3C0000	355						
HGP0400LX3C0000	400						
HGP0450LX3C0000	450						
HGP0500LX3C0000	500						
HGP0560LX3C0000	560						
HGP0630LX3C0000	630						

## 240 V Open Contactor w/ PQconnect

Open Part Number	HP	Amps	kVar	Watts Loss	Dimensions (in.)		
					Height	Width	Depth
HGP0008BW0C1000	7.5						
HGP0010BW0C1000	10						
HGP0015BW0C1000	15						
HGP0020BW0C1000	20						
HGP0025BW0C1000	25						
HGP0030BW0C1000	30						
HGP0040BW0C1000	40						
HGP0050BW0C1000	50						
HGP0060BW0C1000	60						
HGP0075BW0C1000	75						
HGP0100BW0C1000	100						

# HarmonicGuard Passive Filter (HGP)

## 240 V Open Contactor

Open Part Number	HP	Amps	kVar	Watts Loss	Dimensions (in.)		
					Height	Width	Depth
HGP0008BW0C0000	7.5						
HGP0010BW0C0000	10						
HGP0015BW0C0000	15						
HGP0020BW0C0000	20						
HGP0025BW0C0000	25						
HGP0030BW0C0000	30						
HGP0040BW0C0000	40						
HGP0050BW0C0000	50						
HGP0060BW0C0000	60						
HGP0075BW0C0000	75						
HGP0100BW0C0000	100						

## 240 V Type 1 Contactor w/ PQconnect

Type 1 Part Number	HP	Amps	kVar	Watts Loss	Dimensions (in.)		
					Height	Width	Depth
HGP0008BW1C1000	7.5						
HGP0010BW1C1000	10						
HGP0015BW1C1000	15						
HGP0020BW1C1000	20						
HGP0025BW1C1000	25						
HGP0030BW1C1000	30						
HGP0040BW1C1000	40						
HGP0050BW1C1000	50						
HGP0060BW1C1000	60						
HGP0075BW1C1000	75						
HGP0100BW1C1000	100						

## 240 V Type 1 Contactor

Type 1 Part Number	HP	Amps	kVar	Watts Loss	Dimensions (in.)		
					Height	Width	Depth
HGP0008BW1C0000	7.5						
HGP0010BW1C0000	10						
HGP0015BW1C0000	15						
HGP0020BW1C0000	20						
HGP0025BW1C0000	25						
HGP0030BW1C0000	30						
HGP0040BW1C0000	40						
HGP0050BW1C0000	50						
HGP0060BW1C0000	60						
HGP0075BW1C0000	75						
HGP0100BW1C0000	100						

# HarmonicGuard Passive Filter (HGP)

## 240 V Type 3R Contactor w/ PQconnect

Type 3R Part Number	HP	Amps	kVar	Watts Loss	Dimensions (in.)		
					Height	Width	Depth
HGP0008BW3C1000	7.5						
HGP0010BW3C1000	10						
HGP0015BW3C1000	15						
HGP0020BW3C1000	20						
HGP0025BW3C1000	25						
HGP0030BW3C1000	30						
HGP0040BW3C1000	40						
HGP0050BW3C1000	50						
HGP0060BW3C1000	60						
HGP0075BW3C1000	75						
HGP0100BW3C1000	100						

## 240 V Type 3R Contactor

Type 3R Part Number	HP	Amps	kVar	Watts Loss	Dimensions (in.)		
					Height	Width	Depth
HGP0008BW3C0000	7.5						
HGP0010BW3C0000	10						
HGP0015BW3C0000	15						
HGP0020BW3C0000	20						
HGP0025BW3C0000	25						
HGP0030BW3C0000	30						
HGP0040BW3C0000	40						
HGP0050BW3C0000	50						
HGP0060BW3C0000	60						
HGP0075BW3C0000	75						
HGP0100BW3C0000	100						



# HarmonicGuard Passive Filter (HGP)

## 208 V Open Contactor w/ PQconnect

Open Part Number	HP	Amps	kVar	Watts Loss	Dimensions (in.)		
					Height	Width	Depth
HGP0008DW0C1000	7.5						
HGP0010DW0C1000	10						
HGP0015DW0C1000	15						
HGP0020DW0C1000	20						
HGP0025DW0C1000	25						
HGP0030DW0C1000	30						
HGP0040DW0C1000	40						
HGP0050DW0C1000	50						
HGP0060DW0C1000	60						
HGP0075DW0C1000	75						
HGP0100DW0C1000	100						

## 208 V Open Contactor

Open Part Number	HP	Amps	kVar	Watts Loss	Dimensions (in.)		
					Height	Width	Depth
HGP0008DW0C0000	7.5						
HGP0010DW0C0000	10						
HGP0015DW0C0000	15						
HGP0020DW0C0000	20						
HGP0025DW0C0000	25						
HGP0030DW0C0000	30						
HGP0040DW0C0000	40						
HGP0050DW0C0000	50						
HGP0060DW0C0000	60						
HGP0075DW0C0000	75						
HGP0100DW0C0000	100						

## 208 V Type 1 Contactor w/ PQconnect

Type 1 Part Number	HP	Amps	kVar	Watts Loss	Dimensions (in.)		
					Height	Width	Depth
HGP0008DW1C1000	7.5						
HGP0010DW1C1000	10						
HGP0015DW1C1000	15						
HGP0020DW1C1000	20						
HGP0025DW1C1000	25						
HGP0030DW1C1000	30						
HGP0040DW1C1000	40						
HGP0050DW1C1000	50						
HGP0060DW1C1000	60						
HGP0075DW1C1000	75						
HGP0100DW1C1000	100						

# HarmonicGuard Passive Filter (HGP)

## 208 V Type 1 Contactor

Type 1 Part Number	HP	Amps	kVar	Watts Loss	Dimensions (in.)		
					Height	Width	Depth
HGP0008DW1C0000	7.5						
HGP0010DW1C0000	10						
HGP0015DW1C0000	15						
HGP0020DW1C0000	20						
HGP0025DW1C0000	25						
HGP0030DW1C0000	30						
HGP0040DW1C0000	40						
HGP0050DW1C0000	50						
HGP0060DW1C0000	60						
HGP0075DW1C0000	75						
HGP0100DW1C0000	100						

## 208 V Type 3R Contactor w/ PQconnect

Type 3R Part Number	HP	Amps	kVar	Watts Loss	Dimensions (in.)		
					Height	Width	Depth
HGP0008DW3C1000	7.5						
HGP0010DW3C1000	10						
HGP0015DW3C1000	15						
HGP0020DW3C1000	20						
HGP0025DW3C1000	25						
HGP0030DW3C1000	30						
HGP0040DW3C1000	40						
HGP0050DW3C1000	50						
HGP0060DW3C1000	60						
HGP0075DW3C1000	75						
HGP0100DW3C1000	100						

## 208 V Type 3R Contactor

Type 3R Part Number	HP	Amps	kVar	Watts Loss	Dimensions (in.)		
					Height	Width	Depth
HGP0008DW3C0000	7.5						
HGP0010DW3C0000	10						
HGP0015DW3C0000	15						
HGP0020DW3C0000	20						
HGP0025DW3C0000	25						
HGP0030DW3C0000	30						
HGP0040DW3C0000	40						
HGP0050DW3C0000	50						
HGP0060DW3C0000	60						
HGP0075DW3C0000	75						
HGP0100DW3C0000	100						

# HarmonicShield (HSD)

The HarmonicShield offers industry leading 5% iTHD performance even at light loads and under the harshest of conditions. The optional contactor allows the tuning circuit to be disconnected at light loads to avoid leading power factor problems. Natural convection cooling means no moving parts.

A lug kit option accommodates oversized cabling if needed. All of this is backed up by TCI's 3 year warranty, which means you will have many years of hassle free operation.



## Why Do I Need a HarmonicShield Filter?

Harmonics are produced on an electric power system as a result of non-linear loads such as motors, pumps, power supply units, and variable frequency drives. When present in the voltage and current of an electric power system, harmonics are considered undesirable distortion which can adversely affect power system infrastructure and loads.



## Benefits of Using a HarmonicShield Filter

- Cost effective, simplified design
- Limits current harmonic distortion to less than 5% over a wide load range
- Industry leading performance
- IEEE 519-2014 compliant
- Increases drive uptime
- Eliminates nuisance tripping of circuit breakers

## Quality Components

- Optional Contactor
- Optional Lugs
- UL Type 1 or Type 3R Transformer Style Enclosure
- RoHS / RoHS II compliant

## SCCR Marking

Note: The HarmonicShield filter is UL Listed as an Auxiliary Device in accordance with PART X of UL 508 Standard for Industrial Control Equipment and does not require a SCCR or marking. HSD is not an Industrial Control Panel and so does not require a Short Circuit Current Rating such as is required of Industrial Control Panels to be in compliance with NFPA NEC Article 409. For applications requiring a SCCR, TCI offers the HGP product which features the same performance as the HSD and is an Industrial Control Panel with a true SCCR rating of 100ka.

	H	S	D	0	1	5	0	A	W	3	0	0
Series:	_____											
Horse Power:	_____											
Voltage Rating:	_____											
A - 480 V												
C - 600 V												
Frequency:	_____											
W - 60 Hz												
Enclosure:	_____											
1 - UL Type 1												
3 - UL Type 1 / 3R												
Option	_____											
0 - Standard, no contactor												
1 - With contactor												
Option	_____											
0 - Standard, no lugs												
1 - Lugs												

# HarmonicShield (HSD)

## 480 V UL Type 1

UL Type 1 Part Number	HP	Amps	kVar	Watts Loss	Dimensions (in.)			Weight	UL Type 1 with Lugs	Lug Kit
					Height	Width	Depth			
HSD0003AW10000	3	6.5	1	110	19.13	15.50	19.50	60	n/a	n/a
HSD0005AW10000	5	8	1	150	19.13	15.50	19.50	60	n/a	n/a
HSD0008AW10000	8	12	3	150	19.13	15.50	19.50	77	n/a	n/a
HSD0010AW10000	10	16	3	175	19.13	15.50	19.50	77	n/a	n/a
HSD0015AW10000	15	23	5	250	22.13	20.43	28.50	85	n/a	n/a
HSD0020AW10000	20	31	6	275	22.13	20.43	28.50	90	n/a	n/a
HSD0025AW10000	25	38	8	250	22.13	20.43	28.50	93	n/a	n/a
HSD0030AW10000	30	49	10	300	22.13	20.43	28.50	102	n/a	n/a
HSD0040AW10000	40	62	15	500	36.00	28.40	36.86	143	n/a	n/a
HSD0050AW10000	50	73	15	550	36.00	28.40	36.86	143	n/a	n/a
HSD0060AW10000	60	87	20	675	36.00	28.40	36.86	185	n/a	n/a
HSD0075AW10000	75	105	25	650	36.00	28.40	36.86	186	HSD0075AW10100	LK00
HSD0100AW10000	100	140	30	750	36.00	28.40	36.86	235	HSD0100AW10100	LK01
HSD0125AW10000	125	170	40	1000	36.00	28.40	36.86	300	HSD0125AW10100	LK02
HSD0150AW10000	150	209	45	1200	36.00	28.40	36.86	346	HSD0150AW10100	LK03
HSD0200AW10000	200	257	60	1600	56.00	40.60	48.50	500	HSD0200AW10100	LK03
HSD0250AW10000	250	321	75	1800	56.00	40.60	48.50	503	HSD0250AW10100	LK03
HSD0300AW10000	300	405	90	2100	56.00	40.60	48.50	765	HSD0300AW10100	LK04
HSD0350AW10000	350	445	105	2200	56.00	40.60	48.50	805	HSD0350AW10100	LK04
HSD0400AW10000	400	483	120	2600	56.00	40.60	48.50	960	HSD0400AW10100	LK04
HSD0450AW10000	450	540	150	2800	56.00	40.60	48.50	1115	HSD0450AW10100	LK05
HSD0500AW10000	500	637	150	3100	56.00	40.60	48.50	1125	HSD0500AW10100	LK05
HSD0600AW10000	600	790	181	2700	56.00	40.60	48.50	1195	HSD0600AW10100	LK06

## 480 V UL Type 1 w/ Contactor

UL Type 1 Part Number	HP	Amps	kVar	Watts Loss	Dimensions (in.)			Weight	UL Type 1 with Lugs	Lug Kit
					Height	Width	Depth			
HSD0003AW11000	3	6.5	1	110	19.13	15.50	19.50	63	n/a	n/a
HSD0005AW11000	5	8	1	150	19.13	15.50	19.50	63	n/a	n/a
HSD0008AW11000	8	12	3	150	19.13	15.50	19.50	80	n/a	n/a
HSD0010AW11000	10	16	3	175	19.13	15.50	19.50	80	n/a	n/a
HSD0015AW11000	15	23	5	250	22.13	20.43	28.50	88	n/a	n/a
HSD0020AW11000	20	31	6	275	22.13	20.43	28.50	93	n/a	n/a
HSD0025AW11000	25	38	8	250	22.13	20.43	28.50	95	n/a	n/a
HSD0030AW11000	30	49	10	300	22.13	20.43	28.50	105	n/a	n/a
HSD0040AW11000	40	62	15	500	36.00	28.40	36.86	146	n/a	n/a
HSD0050AW11000	50	73	15	550	36.00	28.40	36.86	146	n/a	n/a
HSD0060AW11000	60	87	20	675	36.00	28.40	36.86	188	n/a	n/a
HSD0075AW11000	75	105	25	650	36.00	28.40	36.86	189	HSD0075AW11100	LK00
HSD0100AW11000	100	140	30	750	36.00	28.40	36.86	238	HSD0100AW11100	LK01
HSD0125AW11000	125	170	40	1000	36.00	28.40	36.86	305	HSD0125AW11100	LK02
HSD0150AW11000	150	209	45	1200	36.00	28.40	36.86	350	HSD0150AW11100	LK03
HSD0200AW11000	200	257	60	1600	56.00	40.60	48.50	510	HSD0200AW11100	LK03
HSD0250AW11000	250	321	75	1800	56.00	40.60	48.50	512	HSD0250AW11100	LK03
HSD0300AW11000	300	405	90	2100	56.00	40.60	48.50	780	HSD0300AW11100	LK04
HSD0350AW11000	350	445	105	2200	56.00	40.60	48.50	819	HSD0350AW11100	LK04
HSD0400AW11000	400	483	120	2600	56.00	40.60	48.50	975	HSD0400AW11100	LK04
HSD0450AW11000	450	540	150	2800	56.00	40.60	48.50	1130	HSD0450AW11100	LK05
HSD0500AW11000	500	637	150	3100	56.00	40.60	48.50	1140	HSD0500AW11100	LK05
HSD0600AW11000	600	790	181	2700	56.00	40.60	48.50	1220	HSD0600AW11100	LK06

# HarmonicShield (HSD)

## 480 V UL Type 3R

UL Type 3R Part Number	HP	Amps	kVar	Watts Loss	Dimensions (in.)			Weight	UL Type 3R with Lugs	Lug Kit
					Height	Width	Depth			
HSD0003AW30000	3	6.5	1	110	19.13	15.50	19.50	60	n/a	n/a
HSD0005AW30000	5	8	1	150	19.13	15.50	19.50	60	n/a	n/a
HSD0008AW30000	8	12	3	150	19.13	15.50	19.50	77	n/a	n/a
HSD0010AW30000	10	16	3	175	19.13	15.50	19.50	77	n/a	n/a
HSD0015AW30000	15	23	5	250	22.13	20.43	28.50	85	n/a	n/a
HSD0020AW30000	20	31	6	275	22.13	20.43	28.50	90	n/a	n/a
HSD0025AW30000	25	38	8	250	22.13	20.43	28.50	93	n/a	n/a
HSD0030AW30000	30	49	10	300	22.13	20.43	28.50	102	n/a	n/a
HSD0040AW30000	40	62	15	500	36.00	28.40	36.86	143	n/a	n/a
HSD0050AW30000	50	73	15	550	36.00	28.40	36.86	143	n/a	n/a
HSD0060AW30000	60	87	20	675	36.00	28.40	36.86	185	n/a	n/a
HSD0075AW30000	75	105	25	650	36.00	28.40	36.86	186	HSD0075AW30100	LK00
HSD0100AW30000	100	140	30	750	36.00	28.40	36.86	235	HSD0100AW30100	LK01
HSD0125AW30000	125	170	40	1000	36.00	28.40	36.86	300	HSD0125AW30100	LK02
HSD0150AW30000	150	209	45	1200	36.00	28.40	36.86	346	HSD0150AW30100	LK03
HSD0200AW30000	200	257	60	1600	56.00	40.60	48.50	500	HSD0200AW30100	LK03
HSD0250AW30000	250	321	75	1800	56.00	40.60	48.50	503	HSD0250AW30100	LK03
HSD0300AW30000	300	405	90	2100	56.00	40.60	48.50	765	HSD0300AW30100	LK04
HSD0350AW30000	350	445	105	2200	56.00	40.60	48.50	805	HSD0350AW30100	LK04
HSD0400AW30000	400	483	120	2600	56.00	40.60	48.50	960	HSD0400AW30100	LK04
HSD0450AW30000	450	540	150	2800	56.00	40.60	48.50	1115	HSD0450AW30100	LK05
HSD0500AW30000	500	637	150	3100	56.00	40.60	48.50	1125	HSD0500AW30100	LK05
HSD0600AW30000	600	790	181	2700	56.00	40.60	48.50	1195	HSD0600AW30100	LK06

## 480 V UL Type 3R w/ Contactor

UL Type 3R Part Number	HP	Amps	kVar	Watts Loss	Dimensions (in.)			Weight	UL Type 3R with Lugs	Lug Kit
					Height	Width	Depth			
HSD0003AW31000	3	6.5	1	110	19.13	15.50	19.50	63	n/a	n/a
HSD0005AW31000	5	8	1	150	19.13	15.50	19.50	63	n/a	n/a
HSD0008AW31000	8	12	3	150	19.13	15.50	19.50	80	n/a	n/a
HSD0010AW31000	10	16	3	175	19.13	15.50	19.50	80	n/a	n/a
HSD0015AW31000	15	23	5	250	22.13	20.43	28.50	88	n/a	n/a
HSD0020AW31000	20	31	6	275	22.13	20.43	28.50	93	n/a	n/a
HSD0025AW31000	25	38	8	250	22.13	20.43	28.50	95	n/a	n/a
HSD0030AW31000	30	49	10	300	22.13	20.43	28.50	105	n/a	n/a
HSD0040AW31000	40	62	15	500	36.00	28.40	36.86	146	n/a	n/a
HSD0050AW31000	50	73	15	550	36.00	28.40	36.86	146	n/a	n/a
HSD0060AW31000	60	87	20	675	36.00	28.40	36.86	188	n/a	n/a
HSD0075AW31000	75	105	25	650	36.00	28.40	36.86	189	HSD0075AW31100	LK00
HSD0100AW31000	100	140	30	750	36.00	28.40	36.86	238	HSD0100AW31100	LK01
HSD0125AW31000	125	170	40	1000	36.00	28.40	36.86	305	HSD0125AW31100	LK02
HSD0150AW31000	150	209	45	1200	36.00	28.40	36.86	350	HSD0150AW31100	LK03
HSD0200AW31000	200	257	60	1600	56.00	40.60	48.50	510	HSD0200AW31100	LK03
HSD0250AW31000	250	321	75	1800	56.00	40.60	48.50	512	HSD0250AW31100	LK03
HSD0300AW31000	300	405	90	2100	56.00	40.60	48.50	780	HSD0300AW31100	LK04
HSD0350AW31000	350	445	105	2200	56.00	40.60	48.50	819	HSD0350AW31100	LK04
HSD0400AW31000	400	483	120	2600	56.00	40.60	48.50	975	HSD0400AW31100	LK04
HSD0450AW31000	450	540	150	2800	56.00	40.60	48.50	1130	HSD0450AW31100	LK05
HSD0500AW31000	500	637	150	3100	56.00	40.60	48.50	1140	HSD0500AW31100	LK05
HSD0600AW31000	600	790	181	2700	56.00	40.60	48.50	1220	HSD0600AW31100	LK06

# HarmonicShield (HSD)

## 600 V UL Type 1

UL Type 1 Part Number	HP	Amps	kVar	Watts Loss	Dimensions (in.)			Weight	UL Type 1 with Lugs	Lug Kit
					Height	Width	Depth			
HSD0003CW10000	3	3.7	1	110	25.12	15.43	19.50	60	n/a	n/a
HSD0005CW10000	5	6.1	1.6	150	25.12	15.43	19.50	60	n/a	n/a
HSD0008CW10000	8	9	2	150	25.12	15.43	19.50	77	n/a	n/a
HSD0010CW10000	10	11	3	175	25.12	15.43	19.50	77	n/a	n/a
HSD0015CW10000	15	17	5	250	25.12	15.43	19.50	85	n/a	n/a
HSD0020CW10000	20	21	6	275	25.12	15.43	19.50	90	n/a	n/a
HSD0025CW10000	25	28	8	250	25.12	15.43	19.50	93	n/a	n/a
HSD0030CW10000	30	34	10	300	25.12	15.43	19.50	102	n/a	n/a
HSD0040CW10000	40	44	15	500	25.12	15.43	19.50	143	n/a	n/a
HSD0050CW10000	50	53	15	550	25.12	15.43	19.50	143	n/a	n/a
HSD0060CW10000	60	66	20	675	22.12	20.43	28.50	185	n/a	n/a
HSD0075CW10000	75	83	25	650	22.12	20.43	28.50	186	n/a	n/a
HSD0100CW10000	100	103	30	750	22.12	20.43	28.50	235	HSD0100CW10100	LK00
HSD0125CW10000	125	129	40	1033	42.50	20.70	28.50	300	HSD0125CW10100	LK01
HSD0150CW10000	150	166	45	1126	42.50	20.70	28.50	346	HSD0150CW10100	LK02
HSD0200CW10000	200	209	60	1136	36.00	28.39	36.86	500	HSD0200CW10100	LK03
HSD0250CW10000	250	242	75	1184	36.00	28.39	36.86	503	HSD0250CW10100	LK03
HSD0300CW10000	300	321	90	1583	60.12	36.27	44.55	765	HSD0300CW10100	LK03
HSD0350CW10000	350	350	105	1745	60.12	36.27	44.55	805	HSD0350CW10100	LK04
HSD0400CW10000	400	404	120	2036	60.12	36.27	44.55	960	HSD0400CW10100	LK04
HSD0450CW10000	450	420	135	2111	60.12	36.27	44.55	1115	HSD0450CW10100	LK04
HSD0500CW10000	500	482	150	2341	60.12	36.27	44.55	1125	HSD0500CW10100	LK04
HSD0600CW10000	600	636	180	2700	60.12	36.27	44.55	1195	HSD0600CW10100	LK05

## 600 V UL Type 1 w/ Contactor

UL Type 1 Part Number	HP	Amps	kVar	Watts Loss	Dimensions (in.)			Weight	UL Type 1 with Lugs	Lug Kit
					Height	Width	Depth			
HSD0003CW11000	3	3.7	1	110	25.12	15.43	19.50	63	n/a	n/a
HSD0005CW11000	5	6.1	1.6	150	25.12	15.43	19.50	63	n/a	n/a
HSD0008CW11000	8	9	2	150	25.12	15.43	19.50	80	n/a	n/a
HSD0010CW11000	10	11	3	175	25.12	15.43	19.50	80	n/a	n/a
HSD0015CW11000	15	17	5	250	25.12	15.43	19.50	88	n/a	n/a
HSD0020CW11000	20	21	6	275	25.12	15.43	19.50	93	n/a	n/a
HSD0025CW11000	25	28	8	250	25.12	15.43	19.50	95	n/a	n/a
HSD0030CW11000	30	34	10	300	25.12	15.43	19.50	105	n/a	n/a
HSD0040CW11000	40	44	15	500	25.12	15.43	19.50	146	n/a	n/a
HSD0050CW11000	50	53	15	550	25.12	15.43	19.50	146	n/a	n/a
HSD0060CW11000	60	66	20	675	22.12	20.43	28.50	188	n/a	n/a
HSD0075CW11000	75	83	25	650	22.12	20.43	28.50	189	n/a	n/a
HSD0100CW11000	100	103	30	750	22.12	20.43	28.50	238	HSD0100CW11100	LK00
HSD0125CW11000	125	129	40	1033	42.50	20.70	28.50	305	HSD0125CW11100	LK01
HSD0150CW11000	150	166	45	1126	42.50	20.70	28.50	350	HSD0150CW11100	LK02
HSD0200CW11000	200	209	60	1136	36.00	28.39	36.86	510	HSD0200CW11100	LK03
HSD0250CW11000	250	242	75	1184	36.00	28.39	36.86	512	HSD0250CW11100	LK03
HSD0300CW11000	300	321	90	1583	60.12	36.27	44.55	780	HSD0300CW11100	LK03
HSD0350CW11000	350	350	105	1745	60.12	36.27	44.55	819	HSD0350CW11100	LK04
HSD0400CW11000	400	404	120	2036	60.12	36.27	44.55	975	HSD0400CW11100	LK04
HSD0450CW11000	450	420	135	2111	60.12	36.27	44.55	1130	HSD0450CW11100	LK04
HSD0500CW11000	500	482	150	2341	60.12	36.27	44.55	1140	HSD0500CW11100	LK04
HSD0600CW11000	600	636	180	2700	60.12	36.27	44.55	1220	HSD0600CW11100	LK05



# HarmonicShield (HSD)

## 600 V UL Type 3R

UL Type 3R Part Number	HP	Amps	kVar	Watts Loss	Dimensions (in.)			Weight	UL Type 3R with Lugs	Lug Kit
					Height	Width	Depth			
HSD0003CW30000	3	3.7	1	110	25.12	15.43	19.50	60	n/a	n/a
HSD0005CW30000	5	6.1	1.6	150	25.12	15.43	19.50	60	n/a	n/a
HSD0008CW30000	8	9	2	150	25.12	15.43	19.50	77	n/a	n/a
HSD0010CW30000	10	11	3	175	25.12	15.43	19.50	77	n/a	n/a
HSD0015CW30000	15	17	5	250	25.12	15.43	19.50	85	n/a	n/a
HSD0020CW30000	20	21	6	275	25.12	15.43	19.50	90	n/a	n/a
HSD0025CW30000	25	28	8	250	25.12	15.43	19.50	93	n/a	n/a
HSD0030CW30000	30	34	10	300	25.12	15.43	19.50	102	n/a	n/a
HSD0040CW30000	40	44	15	500	25.12	15.43	19.50	143	n/a	n/a
HSD0050CW30000	50	53	15	550	25.12	15.43	19.50	143	n/a	n/a
HSD0060CW30000	60	66	20	675	22.12	20.43	28.50	185	n/a	n/a
HSD0075CW30000	75	83	25	650	22.12	20.43	28.50	186	n/a	n/a
HSD0100CW30000	100	103	30	750	22.12	20.43	28.50	235	HSD0100CW30100	LK00
HSD0125CW30000	125	129	40	1033	42.50	20.70	28.50	300	HSD0125CW30100	LK01
HSD0150CW30000	150	166	45	1126	42.50	20.70	28.50	346	HSD0150CW30100	LK02
HSD0200CW30000	200	209	60	1136	36.00	28.39	36.86	500	HSD0200CW30100	LK03
HSD0250CW30000	250	242	75	1184	36.00	28.39	36.86	503	HSD0250CW30100	LK03
HSD0300CW30000	300	321	90	1583	60.12	36.27	44.55	765	HSD0300CW30100	LK03
HSD0350CW30000	350	350	105	1745	60.12	36.27	44.55	805	HSD0350CW30100	LK04
HSD0400CW30000	400	404	120	2036	60.12	36.27	44.55	960	HSD0400CW30100	LK04
HSD0450CW30000	450	420	135	2111	60.12	36.27	44.55	1115	HSD0450CW30100	LK04
HSD0500CW30000	500	482	150	2341	60.12	36.27	44.55	1125	HSD0500CW30100	LK04
HSD0600CW30000	600	636	180	2700	60.12	36.27	44.55	1195	HSD0600CW30100	LK05

## 600 V UL Type 3R w/ Contactor

UL Type 3R Part Number	HP	Amps	kVar	Watts Loss	Dimensions (in.)			Weight	UL Type 3R with Lugs	Lug Kit
					Height	Width	Depth			
HSD0003CW31000	3	3.7	1	110	25.12	15.43	19.50	63	n/a	n/a
HSD0005CW31000	5	6.1	1.6	150	25.12	15.43	19.50	63	n/a	n/a
HSD0008CW31000	8	9	2	150	25.12	15.43	19.50	80	n/a	n/a
HSD0010CW31000	10	11	3	175	25.12	15.43	19.50	80	n/a	n/a
HSD0015CW31000	15	17	5	250	25.12	15.43	19.50	88	n/a	n/a
HSD0020CW31000	20	21	6	275	25.12	15.43	19.50	93	n/a	n/a
HSD0025CW31000	25	28	8	250	25.12	15.43	19.50	95	n/a	n/a
HSD0030CW31000	30	34	10	300	25.12	15.43	19.50	105	n/a	n/a
HSD0040CW31000	40	44	15	500	25.12	15.43	19.50	146	n/a	n/a
HSD0050CW31000	50	53	15	550	25.12	15.43	19.50	146	n/a	n/a
HSD0060CW31000	60	66	20	675	22.12	20.43	28.50	188	n/a	n/a
HSD0075CW31000	75	83	25	650	22.12	20.43	28.50	189	n/a	n/a
HSD0100CW31000	100	103	30	750	22.12	20.43	28.50	238	HSD0100CW31100	LK00
HSD0125CW31000	125	129	40	1033	42.50	20.70	28.50	305	HSD0125CW31100	LK01
HSD0150CW31000	150	166	45	1126	42.50	20.70	28.50	350	HSD0150CW31100	LK02
HSD0200CW31000	200	209	60	1136	36.00	28.39	36.86	510	HSD0200CW31100	LK03
HSD0250CW31000	250	242	75	1184	36.00	28.39	36.86	512	HSD0250CW31100	LK03
HSD0300CW31000	300	321	90	1583	60.12	36.27	44.55	780	HSD0300CW31100	LK03
HSD0350CW31000	350	350	105	1745	60.12	36.27	44.55	819	HSD0350CW31100	LK04
HSD0400CW31000	400	404	120	2036	60.12	36.27	44.55	975	HSD0400CW31100	LK04
HSD0450CW31000	450	420	135	2111	60.12	36.27	44.55	1130	HSD0450CW31100	LK04
HSD0500CW31000	500	482	150	2341	60.12	36.27	44.55	1140	HSD0500CW31100	LK04
HSD0600CW31000	600	636	180	2700	60.12	36.27	44.55	1220	HSD0600CW31100	LK05



# HarmonicShield (HSD)

## 400 V UL Type 1

UL Type 1 Part Number	kW	Amps	kVar	Watts Loss	Dimensions (in.)			Weight	UL Type 1 with Lugs	Lug Kit
					Height	Width	Depth			
HSD0004LX10000	4								n/a	n/a
HSD0005LX10000	5.5								n/a	n/a
HSD0007LX10000	7.5								n/a	n/a
HSD0009LX10000	9.3								n/a	n/a
HSD0011LX10000	11								n/a	n/a
HSD0015LX10000	15								n/a	n/a
HSD0018LX10000	18.5								n/a	n/a
HSD0022LX10000	22								n/a	n/a
HSD0030LX10000	30								n/a	n/a
HSD0037LX10000	37								n/a	n/a
HSD0045LX10000	45								HSD0045LX10100	LK01
HSD0055LX10000	55								HSD0055LX10100	LK01
HSD0075LX10000	75								HSD0075LX10100	LK02
HSD0090LX10000	90								HSD0090LX10100	LK02
HSD0110LX10000	110								HSD0110LX10100	LK03
HSD0132LX10000	132								HSD0132LX10100	LK03
HSD0160LX10000	160								HSD0160LX10100	LK04
HSD0200LX10000	200								HSD0200LX10100	LK04
HSD0250LX10000	250								HSD0250LX10100	LK04
HSD0315LX10000	315								HSD0315LX10100	LK06
HSD0355LX10000	355								HSD0355LX10100	LK06
HSD0400LX10000	400								HSD0400LX10100	LK06
HSD0450LX10000	450								HSD0450LX10100	LK06

## 400 V UL Type 1 w/ Contactor

UL Type 1 Part Number	kW	Amps	kVar	Watts Loss	Dimensions (in.)			Weight	UL Type 1 with Lugs	Lug Kit
					Height	Width	Depth			
HSD0004LX11000	4								n/a	n/a
HSD0005LX11000	5.5								n/a	n/a
HSD0007LX11000	7.5								n/a	n/a
HSD0009LX11000	9.3								n/a	n/a
HSD0011LX11000	11								n/a	n/a
HSD0015LX10000	15								n/a	n/a
HSD0018LX11000	18.5								n/a	n/a
HSD0022LX11000	22								n/a	n/a
HSD0030LX11000	30								n/a	n/a
HSD0037LX11000	37								n/a	n/a
HSD0045LX11000	45								HSD0045LX11100	LK01
HSD0055LX11000	55								HSD0055LX11100	LK01
HSD0075LX11000	75								HSD0075LX11100	LK02
HSD0090LX11000	90								HSD0090LX11100	LK02
HSD0110LX11000	110								HSD0110LX11100	LK03
HSD0132LX11000	132								HSD0132LX11100	LK03
HSD0160LX11000	160								HSD0160LX11100	LK04
HSD0200LX11000	200								HSD0200LX11100	LK04
HSD0250LX11000	250								HSD0250LX11100	LK04
HSD0315LX11000	315								HSD0315LX11100	LK06
HSD0355LX11000	355								HSD0355LX11100	LK06
HSD0400LX11000	400								HSD0400LX11100	LK06
HSD0450LX11000	450								HSD0450LX11100	LK06

# HarmonicShield (HSD)

## 400 V UL Type 3R

UL Type 3R Part Number	kW	Amps	kVar	Watts Loss	Dimensions (in.)			Weight	UL Type 3R with Lugs	Lug Kit
					Height	Width	Depth			
HSD0004LX30000	4								n/a	n/a
HSD0005LX30000	5.5								n/a	n/a
HSD0007LX30000	7.5								n/a	n/a
HSD0009LX30000	9.3								n/a	n/a
HSD0011LX30000	11								n/a	n/a
HSD0015LX30000	15								n/a	n/a
HSD0018LX30000	18.5								n/a	n/a
HSD0022LX30000	22								n/a	n/a
HSD0030LX30000	30								n/a	n/a
HSD0037LX30000	37								n/a	n/a
HSD0045LX30000	45								HSD0045LX30100	LK01
HSD0055LX30000	55								HSD0055LX30100	LK01
HSD0075LX30000	75								HSD0075LX30100	LK02
HSD0090LX30000	90								HSD0090LX30100	LK02
HSD0110LX30000	110								HSD0110LX30100	LK03
HSD0132LX30000	132								HSD0132LX30100	LK03
HSD0160LX30000	160								HSD0160LX30100	LK04
HSD0200LX30000	200								HSD0200LX30100	LK04
HSD0250LX30000	250								HSD0250LX30100	LK04
HSD0315LX30000	315								HSD0315LX30100	LK06
HSD0355LX30000	355								HSD0355LX30100	LK06
HSD0400LX30000	400								HSD0400LX30100	LK06
HSD0450LX30000	450								HSD0450LX30100	LK06

## 400 V UL Type 3R w/ Contactor

UL Type 3R Part Number	kW	Amps	kVar	Watts Loss	Dimensions (in.)			Weight	UL Type 3R with Lugs	Lug Kit
					Height	Width	Depth			
HSD0004LX31000	4								n/a	n/a
HSD0005LX31000	5.5								n/a	n/a
HSD0007LX31000	7.5								n/a	n/a
HSD0009LX31000	9.3								n/a	n/a
HSD0011LX31000	11								n/a	n/a
HSD0015LX31000	15								n/a	n/a
HSD0018LX31000	18.5								n/a	n/a
HSD0022LX31000	22								n/a	n/a
HSD0030LX31000	30								n/a	n/a
HSD0037LX31000	37								n/a	n/a
HSD0045LX31000	45								HSD0045LX31100	LK01
HSD0055LX31000	55								HSD0055LX31100	LK01
HSD0075LX31000	75								HSD0075LX31100	LK02
HSD0090LX31000	90								HSD0090LX31100	LK02
HSD0110LX31000	110								HSD0110LX31100	LK03
HSD0132LX31000	132								HSD0132LX31100	LK03
HSD0160LX31000	160								HSD0160LX31100	LK04
HSD0200LX31000	200								HSD0200LX31100	LK04
HSD0250LX31000	250								HSD0250LX31100	LK04
HSD0315LX31000	315								HSD0315LX31100	LK06
HSD0355LX31000	355								HSD0355LX31100	LK06
HSD0400LX31000	400								HSD0400LX31100	LK06
HSD0450LX31000	450								HSD0450LX31100	LK06

# HarmonicGuard Low Capacitance (HGL)

Our HarmonicGuard Low Capacitance filter (HGL) adds to our line of options for passive filters. The HGL is designed to be compatible with 5%THD performance.

# HGL

The HGL addresses concerns of excess capacitance in generators.

Excess capacitance can cause problems such as:

- Causing leading Power Factor
- Creating over-excitation in a generator
- Controlling both power factor and harmonics together
- The Low Capacitance filter reduces the amount of reactive power and enables lower power, lower cost generators to be used.

## High Quality Components

- Options for open chassis, Type 1 and Type 3R enclosures
- Contactor – Can be used to disconnect the tuning circuit.
- Vibration Pads – Reduces audible noise.
- Floor Stand – 12” steel feet for Type 3R enclosures 125HP and below. Units 150HP and above include provisions for floor mounting.
- True 100kA SCCR



## Limits Harmonic Distortion

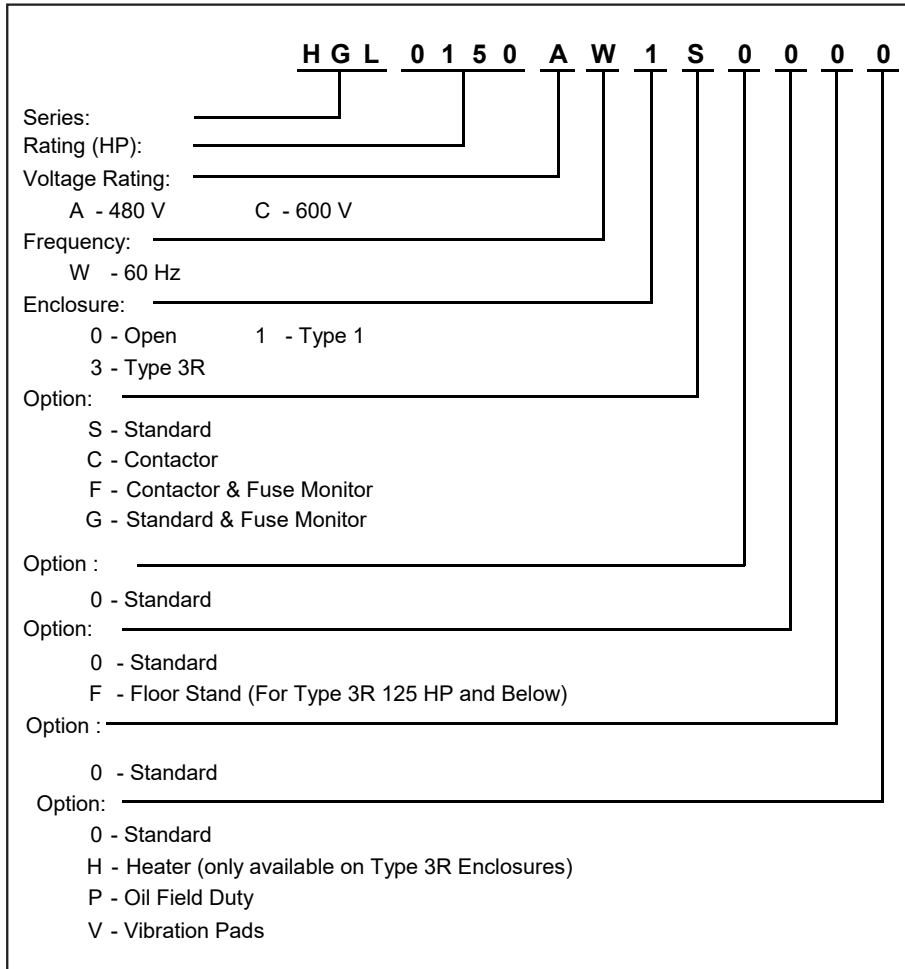
- As low as a 1:1 Generator:HGL power rating
- Performance of 5% or lower THD at full load with  $I_{sc}/I_L < 20$
- Meets IEEE-519 requirements

## Oilfield Duty

The HGL features components designed specifically for oil and gas field applications to handle the additional electrical stress. Designed for cyclical loads these units will be available in Type 3R enclosures and will be for use with HP ranges from 40 to 200HP.

# HarmonicGuard Low Capacitance (HGL)

## Part Numbering System



## Vibration Pad Option

HP
20
25
30
40
50
60
75
100
125
150
200
250
300
350
400
450
500
600
700
800

### Notes:

- If adding in a Fuse Monitor, there is an additional cost to the list price for Open, Type 1, and Type 3R enclosure options.
- Adding a fuse monitor to the standard option is option "G", and adding a fuse monitor to the contactor option results in "F"
- Floor stand option will have additional cost to the list price for units that are 125 HP and below for Type 3R.

# HarmonicGuard Low Capacitance (HGL)

## 480 V Open Contactor

Open Part Number	HP	Amps	kVar	Watts Loss	Dimensions (in.)			Weight
					Height	Width	Depth	
HGL0020AW0C0000	20	27	3	234	19.75	17	10.15	65
HGL0025AW0C0000	25	34	3.9	421	30.75	17	10.65	67
HGL0030AW0C0000	30	40	5	333	30.75	17	11.5	85
HGL0040AW0C0000	40	52	6	447	30.75	17	11.5	125
HGL0050AW0C0000	50	65	8	518	30.75	17	11.5	135
HGL0060AW0C0000	60	77	10	582	30.75	17	11.5	140
HGL0075AW0C0000	75	96	10	576	30.75	17	11.5	145
HGL0100AW0C0000	100	124	15	760	56	17	11.5	205
HGL0125AW0C0000	125	156	20	871	56	17	13.5	225
HGL0150AW0C0000	150	180	25	1051	56	17	13.5	265
HGL0200AW0C0000	200	240	30	907	67	17	13.5	350
HGL0250AW0C0000	250	302	40	1217	67	17	13.5	395
HGL0300AW0C0000	300	361	50	1454	67	17	14.5	490
HGL0350AW0C0000	350	414	55	1411	40	41.21	20.53	640
HGL0400AW0C0000	400	477	60	1548	40	41.21	20.53	690

## 480 V Open No Contactor

Open Part Number	HP	Amps	kVar	Watts Loss	Dimensions (in.)			Weight
					Height	Width	Depth	
HGL0020AW0S0000	20	27	3	234	19.75	17	10.15	61
HGL0025AW0S0000	25	34	3.9	421	30.75	17	10.65	63
HGL0030AW0S0000	30	40	5	333	30.75	17	11.5	81
HGL0040AW0S0000	40	52	6	447	30.75	17	11.5	120
HGL0050AW0S0000	50	65	8	518	30.75	17	11.5	130
HGL0060AW0S0000	60	77	10	582	30.75	17	11.5	135
HGL0075AW0S0000	75	96	10	576	30.75	17	11.5	140
HGL0100AW0S0000	100	124	15	760	56	17	11.5	200
HGL0125AW0S0000	125	156	20	871	56	17	13.5	220
HGL0150AW0S0000	150	180	25	1051	56	17	13.5	258
HGL0200AW0S0000	200	240	30	907	67	17	13.5	345
HGL0250AW0S0000	250	302	40	1217	67	17	13.5	350
HGL0300AW0S0000	300	361	50	1454	67	17	14.5	477
HGL0350AW0S0000	350	414	55	1411	40	41.21	20.53	530
HGL0400AW0S0000	400	477	60	1548	40	41.21	20.53	680

# HarmonicGuard Low Capacitance (HGL)

## 480 V Open Fuse Monitor w/ Contactor

Open Part Number	HP	Amps	kVar	Watts Loss	Dimensions (in.)			Weight
					Height	Width	Depth	
HGL0020AW0F0000	20	27	3	234	19.75	17	10.15	65
HGL0025AW0F0000	25	34	3.9	421	30.75	17	10.65	67
HGL0030AW0F0000	30	40	5	333	30.75	17	11.5	85
HGL0040AW0F0000	40	52	6	447	30.75	17	11.5	125
HGL0050AW0F0000	50	65	8	518	30.75	17	11.5	135
HGL0060AW0F0000	60	77	10	582	30.75	17	11.5	140
HGL0075AW0F0000	75	96	10	576	30.75	17	11.5	145
HGL0100AW0F0000	100	124	15	760	56	17	11.5	205
HGL0125AW0F0000	125	156	20	871	56	17	13.5	225
HGL0150AW0F0000	150	180	25	1051	56	17	13.5	265
HGL0200AW0F0000	200	240	30	907	67	17	13.5	350
HGL0250AW0F0000	250	302	40	1217	67	17	13.5	395
HGL0300AW0F0000	300	361	50	1454	67	17	14.5	490
HGL0350AW0F0000	350	414	55	1411	40	41.21	20.53	640
HGL0400AW0F0000	400	477	60	1548	40	41.21	20.53	690

## 480 V Open Fuse Monitor No Contactor

Open Part Number	HP	Amps	kVar	Watts Loss	Dimensions (in.)			Weight
					Height	Width	Depth	
HGL0020AW0G0000	20	27	3	234	19.75	17	10.15	65
HGL0025AW0G0000	25	34	3.9	421	30.75	17	10.65	67
HGL0030AW0G0000	30	40	5	333	30.75	17	11.5	85
HGL0040AW0G0000	40	52	6	447	30.75	17	11.5	125
HGL0050AW0G0000	50	65	8	518	30.75	17	11.5	135
HGL0060AW0G0000	60	77	10	582	30.75	17	11.5	140
HGL0075AW0G0000	75	96	10	576	30.75	17	11.5	145
HGL0100AW0G0000	100	124	15	760	56	17	11.5	205
HGL0125AW0G0000	125	156	20	871	56	17	13.5	225
HGL0150AW0G0000	150	180	25	1051	56	17	13.5	265
HGL0200AW0G0000	200	240	30	907	67	17	13.5	350
HGL0250AW0G0000	250	302	40	1217	67	17	13.5	395
HGL0300AW0G0000	300	361	50	1454	67	17	14.5	490
HGL0350AW0G0000	350	414	55	1411	40	41.21	20.53	640
HGL0400AW0G0000	400	477	60	1548	40	41.21	20.53	690

# HarmonicGuard Low Capacitance (HGL)

## 480 V Type 1 Contactor

Type 1 Part Number	HP	Amps	kVar	Watts Loss	Dimensions (in.)			Weight
					Height	Width	Depth	
HGL0020AW1C0000	20	27	3	238	20.62	17.65	12.27	90
HGL0025AW1C0000	25	34	3.9	428	31.55	17.55	12.54	162
HGL0030AW1C0000	30	40	5	338	31.55	17.55	12.54	174
HGL0040AW1C0000	40	52	6	454	31.55	17.55	12.54	190
HGL0050AW1C0000	50	65	8	525	31.55	17.55	12.54	200
HGL0060AW1C0000	60	77	10	590	31.55	17.55	12.54	205
HGL0075AW1C0000	75	96	10	584	31.55	17.55	12.54	210
HGL0100AW1C0000	100	124	15	771	56.15	17.66	16.5	300
HGL0125AW1C0000	125	156	20	884	56.15	17.66	16.5	320
HGL0150AW1C0000	150	180	25	1066	56.15	17.66	16.5	360
HGL0200AW1C0000	200	240	30	921	71.64	20.59	20	500
HGL0250AW1C0000	250	302	40	1235	71.64	20.59	20	545
HGL0300AW1C0000	300	361	50	1476	71.64	20.59	20	640
HGL0350AW1C0000	350	414	55	1432	71.64	20.59	20	650
HGL0400AW1C0000	400	477	60	1571	71.64	20.59	20	660
HGL0450AW1C0000	450	515	70	1869	62.57	52	25.74	1010
HGL0500AW1C0000	500	590	75	2083	62.57	52	25.74	1025
HGL0600AW1C0000	600	720	90	2018	62.57	52	25.74	1250
HGL0700AW1C0000	700	840	105	2258	62.57	52	25.74	1500
HGL0800AW1C0000	800	960	120	2472	62.57	52	25.74	1705

## 480 V Type 1 No Contactor

Type 1 Part Number	HP	Amps	kVar	Watts Loss	Dimensions (in.)			Weight
					Height	Width	Depth	
HGL0020AW1S0000	20	27	3	238	20.62	17.65	12.27	86
HGL0025AW1S0000	25	34	3.9	428	31.55	17.55	12.54	158
HGL0030AW1S0000	30	40	5	338	31.55	17.55	12.54	170
HGL0040AW1S0000	40	52	6	454	31.55	17.55	12.54	185
HGL0050AW1S0000	50	65	8	525	31.55	17.55	12.54	195
HGL0060AW1S0000	60	77	10	590	31.55	17.55	12.54	200
HGL0075AW1S0000	75	96	10	584	31.55	17.55	12.54	205
HGL0100AW1S0000	100	124	15	771	56.15	17.66	16.5	295
HGL0125AW1S0000	125	156	20	884	56.15	17.66	16.5	315
HGL0150AW1S0000	150	180	25	1066	56.15	17.66	16.5	355
HGL0200AW1S0000	200	240	30	921	71.64	20.59	20	496
HGL0250AW1S0000	250	302	40	1235	71.64	20.59	20	535
HGL0300AW1S0000	300	361	50	1476	71.64	20.59	20	630
HGL0350AW1S0000	350	414	55	1432	71.64	20.59	20	640
HGL0400AW1S0000	400	477	60	1571	71.64	20.59	20	650
HGL0450AW1S0000	450	515	70	1869	62.57	52	25.74	1000
HGL0500AW1S0000	500	590	75	2083	62.57	52	25.74	1015
HGL0600AW1S0000	600	720	90	2018	62.57	52	25.74	1236
HGL0700AW1S0000	700	840	105	2258	62.57	52	25.74	1490
HGL0800AW1S0000	800	960	120	2472	62.57	52	25.74	1675



# HarmonicGuard Low Capacitance (HGL)

## 480 V Type 1 Fuse Monitor w/ Contactor

Type 1 Part Number	HP	Amps	kVar	Watts Loss	Dimensions (in.)			Weight
					Height	Width	Depth	
HGL0020AW1F0000	20	27	3	238	20.62	17.65	12.27	90
HGL0025AW1F0000	25	34	3.9	428	31.55	17.55	12.54	162
HGL0030AW1F0000	30	40	5	338	31.55	17.55	12.54	174
HGL0040AW1F0000	40	52	6	454	31.55	17.55	12.54	190
HGL0050AW1F0000	50	65	8	525	31.55	17.55	12.54	200
HGL0060AW1F0000	60	77	10	590	31.55	17.55	12.54	205
HGL0075AW1F0000	75	96	10	584	31.55	17.55	12.54	210
HGL0100AW1F0000	100	124	15	771	56.15	17.66	16.5	300
HGL0125AW1F0000	125	156	20	884	56.15	17.66	16.5	320
HGL0150AW1F0000	150	180	25	1066	56.15	17.66	16.5	360
HGL0200AW1F0000	200	240	30	921	71.64	20.59	20	500
HGL0250AW1F0000	250	302	40	1235	71.64	20.59	20	545
HGL0300AW1F0000	300	361	50	1476	71.64	20.59	20	640
HGL0350AW1F0000	350	414	55	1432	71.64	20.59	20	650
HGL0400AW1F0000	400	477	60	1571	71.64	20.59	20	660
HGL0450AW1F0000	450	515	70	1869	62.57	52	25.74	1010
HGL0500AW1F0000	500	590	75	2083	62.57	52	25.74	1025
HGL0600AW1F0000	600	720	90	2018	62.57	52	25.74	1250
HGL0700AW1F0000	700	840	105	2258	62.57	52	25.74	1500
HGL0800AW1F0000	800	960	120	2472	62.57	52	25.74	1705

## 480 V Type 1 Fuse Monitor No Contactor

Type 1 Part Number	HP	Amps	kVar	Watts Loss	Dimensions (in.)			Weight
					Height	Width	Depth	
HGL0020AW1G0000	20	27	3	238	20.62	17.65	12.27	90
HGL0025AW1G0000	25	34	3.9	428	31.55	17.55	12.54	162
HGL0030AW1G0000	30	40	5	338	31.55	17.55	12.54	174
HGL0040AW1G0000	40	52	6	454	31.55	17.55	12.54	190
HGL0050AW1G0000	50	65	8	525	31.55	17.55	12.54	200
HGL0060AW1G0000	60	77	10	590	31.55	17.55	12.54	205
HGL0075AW1G0000	75	96	10	584	31.55	17.55	12.54	210
HGL0100AW1G0000	100	124	15	771	56.15	17.66	16.5	300
HGL0125AW1G0000	125	156	20	884	56.15	17.66	16.5	320
HGL0150AW1G0000	150	180	25	1066	56.15	17.66	16.5	360
HGL0200AW1G0000	200	240	30	921	71.64	20.59	20	500
HGL0250AW1G0000	250	302	40	1235	71.64	20.59	20	545
HGL0300AW1G0000	300	361	50	1476	71.64	20.59	20	640
HGL0350AW1G0000	350	414	55	1432	71.64	20.59	20	650
HGL0400AW1G0000	400	477	60	1571	71.64	20.59	20	660
HGL0450AW1G0000	450	515	70	1869	62.57	52	25.74	1010
HGL0500AW1G0000	500	590	75	2083	62.57	52	25.74	1025
HGL0600AW1G0000	600	720	90	2018	62.57	52	25.74	1250
HGL0700AW1G0000	700	840	105	2258	62.57	52	25.74	1500
HGL0800AW1G0000	800	960	120	2472	62.57	52	25.74	1705

# HarmonicGuard Low Capacitance (HGL)

## 480 V Type 3R Contactor

Type 3R Part Number	HP	Amps	kVar	Watts Loss	Dimensions (in.)			Weight
					Height	Width	Depth	
HGL0020AW3C0000	20	27	3	238	32.24	33.39	13.73	126
HGL0025AW3C0000	25	34	3.9	428	32.24	33.39	13.73	131
HGL0030AW3C0000	30	40	5	338	37.58	39.45	13.73	205
HGL0040AW3C0000	40	52	6	454	37.58	39.45	13.73	221
HGL0050AW3C0000	50	65	8	525	37.58	39.45	13.73	231
HGL0060AW3C0000	60	77	10	590	37.58	39.45	13.73	241
HGL0075AW3C0000	75	96	10	584	37.58	39.45	13.73	248
HGL0100AW3C0000	100	124	15	771	37.58	39.45	13.73	271
HGL0125AW3C0000	125	156	20	884	37.58	39.45	13.73	291
HGL0150AW3C0000	150	180	25	1066	52.58	39.45	17.73	405
HGL0200AW3C0000	200	240	30	921	52.58	39.45	17.73	475
HGL0250AW3C0000	250	302	40	1235	52.58	45.4	21.65	555
HGL0300AW3C0000	300	361	50	1476	52.58	45.4	21.65	620
HGL0350AW3C0000	350	414	55	1432	52.58	45.4	21.65	670
HGL0400AW3C0000	400	477	60	1571	65.69	57.5	26.14	995
HGL0450AW3C0000	450	515	70	1869	65.69	57.5	26.14	1005
HGL0500AW3C0000	500	590	75	2083	65.69	57.5	26.14	1015
HGL0600AW3C0000	600	720	90	2018	65.69	57.5	26.14	1295
HGL0700AW3C0000	700	840	105	2258	65.69	57.5	26.14	1375
HGL0800AW3C0000	800	960	120	2472	65.69	57.5	26.14	1500

## 480 V Type 3R No Contactor

Type 3R Part Number	HP	Amps	kVar	Watts Loss	Dimensions (in.)			Weight
					Height	Width	Depth	
HGL0020AW3S0000	20	27	3	238	32.24	33.39	13.73	125
HGL0025AW3S0000	25	34	3.9	428	32.24	33.39	13.73	130
HGL0030AW3S0000	30	40	5	338	37.58	39.45	13.73	195
HGL0040AW3S0000	40	52	6	454	37.58	39.45	13.73	220
HGL0050AW3S0000	50	65	8	525	37.58	39.45	13.73	230
HGL0060AW3S0000	60	77	10	590	37.58	39.45	13.73	240
HGL0075AW3S0000	75	96	10	584	37.58	39.45	13.73	246
HGL0100AW3S0000	100	124	15	771	37.58	39.45	13.73	270
HGL0125AW3S0000	125	156	20	884	37.58	39.45	13.73	290
HGL0150AW3S0000	150	180	25	1066	52.58	39.48	17.73	400
HGL0200AW3S0000	200	240	30	921	52.58	39.45	17.73	470
HGL0250AW3S0000	250	302	40	1235	52.58	45.4	21.65	550
HGL0300AW3S0000	300	361	50	1476	52.58	45.4	21.65	615
HGL0350AW3S0000	350	414	55	1432	52.58	45.4	21.65	655
HGL0400AW3S0000	400	477	60	1571	65.69	57.5	26.14	985
HGL0450AW3S0000	450	515	70	1869	65.69	57.5	26.14	995
HGL0500AW3S0000	500	590	75	2083	65.69	57.5	26.14	1000
HGL0600AW3S0000	600	720	90	2018	65.69	57.5	26.14	1275
HGL0700AW3S0000	700	840	105	2258	65.69	57.5	26.14	1395
HGL0800AW3S0000	800	960	120	2472	65.69	57.5	26.14	1480

# HarmonicGuard Low Capacitance (HGL)

## 480 V Type 3R Contactor - Oilfield Duty

Type 3R Part Number	HP	Amps	kVar	Watts Loss	Dimensions (in.)			Weight
					Height	Width	Depth	
HGL0040AW3C000P	40	52	6	454	37.58	39.45	13.73	221
HGL0050AW3C000P	50	65	8	525	37.58	39.45	13.73	231
HGL0060AW3C000P	60	77	10	590	37.58	39.45	13.73	241
HGL0075AW3C000P	75	96	10	584	37.58	39.45	13.73	248
HGL0100AW3C000P	100	124	15	771	37.58	39.45	13.73	271
HGL0125AW3C000P	125	156	20	884	37.58	39.45	13.73	291
HGL0150AW3C000P	150	180	25	1066	52.58	39.45	17.73	405
HGL0200AW3C000P	200	240	30	921	52.58	39.45	17.73	475

## 480 V Type 3R No Contactor - Oilfield Duty

Type 3R Part Number	HP	Amps	kVar	Watts Loss	Dimensions (in.)			Weight
					Height	Width	Depth	
HGL0040AW3S000P	40	52	6	454	37.58	39.45	13.73	220
HGL0050AW3S000P	50	65	8	525	37.58	39.45	13.73	230
HGL0060AW3S000P	60	77	10	590	37.58	39.45	13.73	240
HGL0075AW3S000P	75	96	10	584	37.58	39.45	13.73	246
HGL0100AW3S000P	100	124	15	771	37.58	39.45	13.73	270
HGL0125AW3S000P	125	156	20	884	37.58	39.45	13.73	290
HGL0150AW3S000P	150	180	25	1066	52.58	39.48	17.73	400
HGL0200AW3S000P	200	240	30	921	52.58	39.45	17.73	470

## 480 V Type 3R Contactor & Heater

Type 3R Part Number	HP	Amps	kVar	Watts Loss	Dimensions (in.)			Weight
					Height	Width	Depth	
HGL0020AW3C000H	20	27	6	275	33.24	33	13.73	
HGL0025AW3C000H	25	34	8	250	33.24	33	13.73	
HGL0030AW3C000H	30	40	10	300	33.24	33	13.73	
HGL0040AW3C000H	40	52	15	500	37.58	39.15	13.73	
HGL0050AW3C000H	50	65	15	550	37.58	39.15	13.73	
HGL0060AW3C000H	60	77	20	675	37.58	39.15	13.73	
HGL0075AW3C000H	75	96	25	650	37.58	39.15	13.73	
HGL0100AW3C000H	100	124	30	750	37.58	39.15	13.73	
HGL0125AW3C000H	125	156	40	1000	37.58	39.15	13.73	
HGL0150AW3C000H	150	180	45	1200	52.58	39.07	17.73	
HGL0200AW3C000H	200	240	60	1600	52.58	39.07	17.73	
HGL0250AW3C000H	250	302	75	1800	53.86	45.14	21.73	
HGL0300AW3C000H	300	361	90	2100	53.86	45.14	21.73	
HGL0350AW3C000H	350	414	105	2200	53.86	45.14	21.73	
HGL0400AW3C000H	400	477	120	2600	65.77	57.13	26.32	
HGL0450AW3C000H	450	515	135	2800	65.77	57.13	26.32	
HGL0500AW3C000H	500	590	150	3100	65.77	57.13	26.32	
HGL0600AW3C000H	600	720	180	2700	65.77	57.13	26.32	
HGL0700AW3C000H	700	840	210	2900	80.22	72.06	30	
HGL0800AW3C000H	800	960	240	3000	80.22	72.06	30	
HGL0900AW3C000H	900	1080	270	3300	80.22	72.06	30	

# HarmonicGuard Low Capacitance (HGL)

## 480 V Type 3R Fuse Monitor w/ Contactor

Type 3R Part Number	HP	Amps	kVar	Watts Loss	Dimensions (in.)			Weight
					Height	Width	Depth	
HGL0020AW3F0000	20	27	3	238	32.24	33.39	13.73	126
HGL0025AW3F0000	25	34	3.9	428	32.24	33.39	13.73	131
HGL0030AW3F0000	30	40	5	338	37.58	39.45	13.73	205
HGL0040AW3F0000	40	52	6	454	37.58	39.45	13.73	221
HGL0050AW3F0000	50	65	8	525	37.58	39.45	13.73	231
HGL0060AW3F0000	60	77	10	590	37.58	39.45	13.73	241
HGL0075AW3F0000	75	96	10	584	37.58	39.45	13.73	248
HGL0100AW3F0000	100	124	15	771	37.58	39.45	13.73	271
HGL0125AW3F0000	125	156	20	884	37.58	39.45	13.73	291
HGL0150AW3F0000	150	180	25	1066	52.58	39.45	17.73	405
HGL0200AW3F0000	200	240	30	921	52.58	39.45	17.73	475
HGL0250AW3F0000	250	302	40	1235	52.58	45.4	21.65	555
HGL0300AW3F0000	300	361	50	1476	52.58	45.4	21.65	620
HGL0350AW3F0000	350	414	55	1432	52.58	45.4	21.65	670
HGL0400AW3F0000	400	477	60	1571	65.69	57.5	26.14	995
HGL0450AW3F0000	450	515	70	1869	65.69	57.5	26.14	1005
HGL0500AW3F0000	500	590	75	2083	65.69	57.5	26.14	1015
HGL0600AW3F0000	600	720	90	2018	65.69	57.5	26.14	1295
HGL0700AW3F0000	700	840	105	2258	65.69	57.5	26.14	1375
HGL0800AW3F0000	800	960	120	2472	65.69	57.5	26.14	1500

## 480 V Type 3R Fuse Monitor w/ Contactor - Oilfield Duty

Type 3R Part Number	HP	Amps	kVar	Watts Loss	Dimensions (in.)			Weight
					Height	Width	Depth	
HGL0040AW3F000P	40	52	6	454	37.58	39.45	13.73	222
HGL0050AW3F000P	50	65	8	525	37.58	39.45	13.73	232
HGL0060AW3F000P	60	77	10	590	37.58	39.45	13.73	242
HGL0075AW3F000P	75	96	10	584	37.58	39.45	13.73	250
HGL0100AW3F000P	100	124	15	771	37.58	39.45	13.73	272
HGL0125AW3F000P	125	156	20	884	37.58	39.45	13.73	292
HGL0150AW3F000P	150	180	25	1066	52.58	39.45	17.73	410
HGL0200AW3F000P	200	240	30	921	52.58	39.45	17.73	480

## 480 V Type 3R Fuse Monitor No Contactor - Oilfield Duty

Type 3R Part Number	HP	Amps	kVar	Watts Loss	Dimensions (in.)			Weight
					Height	Width	Depth	
HGL0040AW3G000P	40	52	6	454	37.58	39.45	13.73	221
HGL0050AW3G000P	50	65	8	525	37.58	39.45	13.73	231
HGL0060AW3G000P	60	77	10	590	37.58	39.45	13.73	241
HGL0075AW3G000P	75	96	10	584	37.58	39.45	13.73	248
HGL0100AW3G000P	100	124	15	771	37.58	39.45	13.73	271
HGL0125AW3G000P	125	156	20	884	37.58	39.45	13.73	291
HGL0150AW3G000P	150	180	25	1066	52.58	39.45	17.73	405
HGL0200AW3G000P	200	240	30	921	52.58	39.45	17.73	475

# HarmonicGuard Low Capacitance (HGL)

## 480 V Type 3R Fuse Monitor, Contactor & Heater

Type 3R Part Number	HP	Amps	kVar	Watts Loss	Dimensions (in.)			Weight
					Height	Width	Depth	
HGL0020AW3F000H	20	27	6	275	33.24	33	13.73	
HGL0025AW3F000H	25	34	8	250	33.24	33	13.73	
HGL0030AW3F000H	30	40	10	300	33.24	33	13.73	
HGL0040AW3F000H	40	52	15	500	37.58	39.15	13.73	
HGL0050AW3F000H	50	65	15	550	37.58	39.15	13.73	
HGL0060AW3F000H	60	77	20	675	37.58	39.15	13.73	
HGL0075AW3F000H	75	96	25	650	37.58	39.15	13.73	
HGL0100AW3F000H	100	124	30	750	37.58	39.15	13.73	
HGL0125AW3F000H	125	156	40	1000	37.58	39.15	13.73	
HGL0150AW3F000H	150	180	45	1200	52.58	39.07	17.73	
HGL0200AW3F000H	200	240	60	1600	52.58	39.07	17.73	
HGL0250AW3F000H	250	302	75	1800	53.86	45.14	21.73	
HGL0300AW3F000H	300	361	90	2100	53.86	45.14	21.73	
HGL0350AW3F000H	350	414	105	2200	53.86	45.14	21.73	
HGL0400AW3F000H	400	477	120	2600	65.77	57.13	26.32	
HGL0450AW3F000H	450	515	135	2800	65.77	57.13	26.32	
HGL0500AW3F000H	500	590	150	3100	65.77	57.13	26.32	
HGL0600AW3F000H	600	720	180	2700	65.77	57.13	26.32	
HGL0700AW3F000H	700	840	210	2900	80.22	72.06	30	
HGL0800AW3F000H	800	960	240	3000	80.22	72.06	30	
HGL0900AW3F000H	900	1080	270	3300	80.22	72.06	30	

## 480 V Type 3R Fuse Monitor No Contactor

Type 3R Part Number	HP	Amps	kVar	Watts Loss	Dimensions (in.)			Weight
					Height	Width	Depth	
HGL0020AW3G0000	20	27	3	238	32.24	33.39	13.73	126
HGL0025AW3G0000	25	34	3.9	428	32.24	33.39	13.73	131
HGL0030AW3G0000	30	40	5	338	37.58	39.45	13.73	205
HGL0040AW3G0000	40	52	6	454	37.58	39.45	13.73	221
HGL0050AW3G0000	50	65	8	525	37.58	39.45	13.73	231
HGL0060AW3G0000	60	77	10	590	37.58	39.45	13.73	241
HGL0075AW3G0000	75	96	10	584	37.58	39.45	13.73	248
HGL0100AW3G0000	100	124	15	771	37.58	39.45	13.73	271
HGL0125AW3G0000	125	156	20	884	37.58	39.45	13.73	291
HGL0150AW3G0000	150	180	25	1066	52.58	39.45	17.73	405
HGL0200AW3G0000	200	240	30	921	52.58	39.45	17.73	475
HGL0250AW3G0000	250	302	40	1235	52.58	45.4	21.65	555
HGL0300AW3G0000	300	361	50	1476	52.58	45.4	21.65	620
HGL0350AW3G0000	350	414	55	1432	52.58	45.4	21.65	670
HGL0400AW3G0000	400	477	60	1571	65.69	57.5	26.14	995
HGL0450AW3G0000	450	515	70	1869	65.69	57.5	26.14	1005
HGL0500AW3G0000	500	590	75	2083	65.69	57.5	26.14	1015
HGL0600AW3G0000	600	720	90	2018	65.69	57.5	26.14	1295
HGL0700AW3G0000	700	840	105	2258	65.69	57.5	26.14	1375
HGL0800AW3G0000	800	960	120	2472	65.69	57.5	26.14	1500

# HarmonicGuard Low Capacitance (HGL)

## 480 V Type 12 Contactor

Part Number	HP	Amps	kVar	Watts Loss	Dimensions (in.)			Weight
					Height	Width	Depth	
HGL0020AW2C0000	20	27	6					
HGL0025AW2C0000	25	34	8					
HGL0030AW2C0000	30	40	10					
HGL0040AW2C0000	40	52	15					
HGL0050AW2C0000	50	65	15					
HGL0060AW2C0000	60	77	20					
HGL0075AW2C0000	75	96	25					
HGL0100AW2C0000	100	124	30					
HGL0125AW2C0000	125	156	40					
HGL0150AW2C0000	150	180	45					
HGL0200AW2C0000	200	240	60					
HGL0250AW2C0000	250	302	75					
HGL0300AW2C0000	300	361	90					
HGL0350AW2C0000	350	414	105					
HGL0400AW2C0000	400	477	120					
HGL0450AW2C0000	450	515	135					
HGL0500AW2C0000	500	590	150					
HGL0600AW2C0000	600	720	180					
HGL0700AW2C0000	700	840	210					
HGL0800AW2C0000	800	960	240					
HGL0900AW2C0000	900	1080	270					

## 480 V Type 12 No Contactor

Part Number	HP	Amps	kVar	Watts Loss	Dimensions (in.)			Weight
					Height	Width	Depth	
HGL0020AW2S0000	20	27	6					
HGL0025AW2S0000	25	34	8					
HGL0030AW2S0000	30	40	10					
HGL0040AW2S0000	40	52	15					
HGL0050AW2S0000	50	65	15					
HGL0060AW2S0000	60	77	20					
HGL0075AW2S0000	75	96	25					
HGL0100AW2S0000	100	124	30					
HGL0125AW2S0000	125	156	40					
HGL0150AW2S0000	150	180	45					
HGL0200AW2S0000	200	240	60					
HGL0250AW2S0000	250	302	75					
HGL0300AW2S0000	300	361	90					
HGL0350AW2S0000	350	414	105					
HGL0400AW2S0000	400	477	120					
HGL0450AW2S0000	450	515	135					
HGL0500AW2S0000	500	590	150					
HGL0600AW2S0000	600	720	180					
HGL0700AW2S0000	700	840	210					
HGL0800AW2S0000	800	960	240					
HGL0900AW2S0000	900	1080	270					



# HarmonicGuard Low Capacitance (HGL)

## 600 V Open Contactor

Open Part Number	HP	Amps	kVar	Watts Loss	Dimensions (in.)			Weight
					Height	Width	Depth	
HGL0015CW0C0000	15	17	2.5	338	30.75	17	11.5	60
HGL0030CW0C0000	30	32	3	293	30.75	17	11.5	80
HGL0040CW0C0000	40	41	6	341	30.75	17	11.5	130
HGL0050CW0C0000	50	52	8.3	511	30.75	17	11.5	135
HGL0060CW0C0000	60	62	10	600	30.75	17	11.5	140
HGL0075CW0C0000	75	77	15	734	30.75	17	11.5	160
HGL0100CW0C0000	100	99	15	736	56	17	13.04	215
HGL0125CW0C0000	125	125	20	920	56	17	13.04	227
HGL0150CW0C0000	150	144	25	1182	56	17	13.04	267
HGL0200CW0C0000	200	192	30	976	67	17	14.82	360
HGL0250CW0C0000	250	242	40	1306	67	17	14.82	365
HGL0300CW0C0000	300	289	50	1452	40	40.38	20.54	664
HGL0350CW0C0000	350	336	55	1766	40	40.38	20.54	673
HGL0400CW0C0000	400	382	60	1566	40	40.38	20.54	693
HGL0450CW0C0000	450	412	70	2079	45	46.19	24.86	765
HGL0500CW0C0000	500	472	75	1984	45	46.19	24.86	950

## 600 V Open No Contactor

Open Part Number	HP	Amps	kVar	Watts Loss	Dimensions (in.)			Weight
					Height	Width	Depth	
HGL0015CW0S0000	15	17	2.5	338	30.75	17	11.5	56
HGL0030CW0S0000	30	32	5	293	30.75	17	11.5	76
HGL0040CW0S0000	40	41	6	341	30.75	17	11.5	126
HGL0050CW0S0000	50	52	8.3	511	30.75	17	11.5	131
HGL0060CW0S0000	60	62	10	600	30.75	17	11.5	163
HGL0075CW0S0000	75	77	15	734	30.75	17	11.5	156
HGL0100CW0S0000	100	99	15	736	56	17	13.04	208
HGL0125CW0S0000	125	125	20	920	56	17	13.04	228
HGL0150CW0S0000	150	144	25	1182	56	17	13.04	260
HGL0200CW0S0000	200	192	30	976	67	17	14.82	350
HGL0250CW0S0000	250	242	40	1306	67	17	14.82	355
HGL0300CW0S0000	300	289	50	1452	40	40.38	20.54	650
HGL0350CW0S0000	350	336	55	1766	40	40.38	20.54	659
HGL0400CW0S0000	400	382	60	1566	40	40.38	20.54	680
HGL0450CW0S0000	450	412	70	2079	45	46.19	24.86	725
HGL0500CW0S0000	500	472	75	1984	45	46.19	24.86	930

# HarmonicGuard Low Capacitance (HGL)

## 600 V Open Fuse Monitor w/ Contactor

Open Part Number	HP	Amps	kVar	Watts Loss	Dimensions (in.)			Weight
					Height	Width	Depth	
HGL0015CW0F0000	15	17	2.5	338	30.75	17	11.5	60
HGL0030CW0F0000	30	32	3	293	30.75	17	11.5	80
HGL0040CW0F0000	40	41	6	341	30.75	17	11.5	130
HGL0050CW0F0000	50	52	8.3	511	30.75	17	11.5	135
HGL0060CW0F0000	60	62	10	600	30.75	17	11.5	140
HGL0075CW0F0000	75	77	15	734	30.75	17	11.5	160
HGL0100CW0F0000	100	99	15	736	56	17	13.04	215
HGL0125CW0F0000	125	125	20	920	56	17	13.04	227
HGL0150CW0F0000	150	144	25	1182	56	17	13.04	267
HGL0200CW0F0000	200	192	30	976	67	17	14.82	360
HGL0250CW0F0000	250	242	40	1306	67	17	14.82	365
HGL0300CW0F0000	300	289	50	1452	40	40.38	20.54	664
HGL0350CW0F0000	350	336	55	1766	40	40.38	20.54	673
HGL0400CW0F0000	400	382	60	1566	40	40.38	20.54	693
HGL0450CW0F0000	450	412	70	2079	45	46.19	24.86	765
HGL0500CW0F0000	500	472	75	1984	45	46.19	24.86	950

## 600 V Open Fuse Monitor No Contactor

Open Part Number	HP	Amps	kVar	Watts Loss	Dimensions (in.)			Weight
					Height	Width	Depth	
HGL0015CW0G0000	15	17	2.5	338	30.75	17	11.5	60
HGL0030CW0G0000	30	32	3	293	30.75	17	11.5	80
HGL0040CW0G0000	40	41	6	341	30.75	17	11.5	130
HGL0050CW0G0000	50	52	8.3	511	30.75	17	11.5	135
HGL0060CW0G0000	60	62	10	600	30.75	17	11.5	140
HGL0075CW0G0000	75	77	15	734	30.75	17	11.5	160
HGL0100CW0G0000	100	99	15	736	56	17	13.04	215
HGL0125CW0G0000	125	125	20	920	56	17	13.04	227
HGL0150CW0G0000	150	144	25	1182	56	17	13.04	267
HGL0200CW0G0000	200	192	30	976	67	17	14.82	360
HGL0250CW0G0000	250	242	40	1306	67	17	14.82	365
HGL0300CW0G0000	300	289	50	1452	40	40.38	20.54	664
HGL0350CW0G0000	350	336	55	1766	40	40.38	20.54	673
HGL0400CW0G0000	400	382	60	1566	40	40.38	20.54	693
HGL0450CW0G0000	450	412	70	2079	45	46.19	24.86	765
HGL0500CW0G0000	500	472	75	1984	45	46.19	24.86	950

# HarmonicGuard Low Capacitance (HGL)

## 600 V Type 1 Contactor

Type 1 Part Number	HP	Amps	kVar	Watts Loss	Dimensions (in.)			Weight
					Height	Width	Depth	
HGL0015CW1C0000	15	17	2.5	343	31.65	17.55	12.54	125
HGL0030CW1C0000	30	32	5	297	31.65	17.55	12.54	170
HGL0040CW1C0000	40	41	6	346	31.65	17.55	12.54	185
HGL0050CW1C0000	50	52	8.3	519	31.65	17.55	12.54	200
HGL0060CW1C0000	60	62	10	609	31.65	17.55	12.54	205
HGL0075CW1C0000	75	77	15	745	56.15	17.66	16.5	280
HGL0100CW1C0000	100	99	15	747	56.15	17.66	16.5	300
HGL0125CW1C0000	125	125	20	934	56.15	17.66	16.5	320
HGL0150CW1C0000	150	144	25	1200	56.15	17.66	16.5	362
HGL0200CW1C0000	200	192	30	991	71.64	20.59	20	495
HGL0250CW1C0000	250	242	40	1325	71.64	20.59	20	540
HGL0300CW1C0000	300	289	50	1474	71.64	20.59	20	635
HGL0350CW1C0000	350	336	55	1792	71.64	20.59	20	645
HGL0400CW1C0000	400	382	60	1589	71.64	20.59	20	655
HGL0450CW1C0000	450	412	70	2110	71.64	20.59	20	660
HGL0500CW1C0000	500	472	75	2014	62.57	52	26.17	1030
HGL0600CW1C0000	600	576	90	2064	62.57	52	25.74	1345
HGL0700CW1C0000	700	672	105	2376	62.57	52	25.74	1445
HGL0800CW1C0000	800	768	120	2766	62.57	52	25.74	1650

## 600 V Type 1 No Contactor

Type 1 Part Number	HP	Amps	kVar	Watts Loss	Dimensions (in.)			Weight
					Height	Width	Depth	
HGL0015CW1S0000	15	17	2.5	343	31.65	17.55	12.54	121
HGL0030CW1S0000	30	32	5	297	31.65	17.55	12.54	166
HGL0040CW1S0000	40	41	6	346	31.65	17.55	12.54	181
HGL0050CW1S0000	50	52	8.3	519	31.65	17.55	12.54	195
HGL0060CW1S0000	60	62	10	609	31.65	17.55	12.54	200
HGL0075CW1S0000	75	77	15	745	56.15	17.66	16.5	275
HGL0100CW1S0000	100	99	15	747	56.15	17.66	16.5	295
HGL0125CW1S0000	125	125	20	934	56.15	17.66	16.5	315
HGL0150CW1S0000	150	144	25	1200	56.15	17.66	16.5	355
HGL0200CW1S0000	200	192	30	991	71.64	20.59	20	490
HGL0250CW1S0000	250	242	40	1325	71.64	20.59	20	530
HGL0300CW1S0000	300	289	50	1474	71.64	20.59	20	625
HGL0350CW1S0000	350	336	55	1792	71.64	20.59	20	635
HGL0400CW1S0000	400	382	60	1589	71.64	20.59	20	645
HGL0450CW1S0000	450	412	70	2110	71.64	20.59	20	650
HGL0500CW1S0000	500	472	75	2014	62.57	52	25.74	1020
HGL0600CW1S0000	600	576	90	2064	62.57	52	25.74	1316
HGL0700CW1S0000	700	672	105	2376	62.57	52	25.74	1416
HGL0800CW1S0000	800	768	120	2766	62.57	52	25.74	1620

# HarmonicGuard Low Capacitance (HGL)

## 600 V Type 1 Fuse Monitor w/ Contactor

Type 1 Part Number	HP	Amps	kVar	Watts Loss	Dimensions (in.)			Weight
					Height	Width	Depth	
HGL0015CW1F0000	15	17	2.5	343	31.65	17.55	12.54	125
HGL0030CW1F0000	30	32	5	297	31.65	17.55	12.54	170
HGL0040CW1F0000	40	41	6	346	31.65	17.55	12.54	185
HGL0050CW1F0000	50	52	8.3	519	31.65	17.55	12.54	200
HGL0060CW1F0000	60	62	10	609	31.65	17.55	12.54	205
HGL0075CW1F0000	75	77	15	745	56.15	17.66	16.5	280
HGL0100CW1F0000	100	99	15	747	56.15	17.66	16.5	300
HGL0125CW1F0000	125	125	20	934	56.15	17.66	16.5	320
HGL0150CW1F0000	150	144	25	1200	56.15	17.66	16.5	362
HGL0200CW1F0000	200	192	30	991	71.64	20.59	20	495
HGL0250CW1F0000	250	242	40	1325	71.64	20.59	20	540
HGL0300CW1F0000	300	289	50	1474	71.64	20.59	20	635
HGL0350CW1F0000	350	336	55	1792	71.64	20.59	20	645
HGL0400CW1F0000	400	382	60	1589	71.64	20.59	20	655
HGL0450CW1F0000	450	412	70	2110	71.64	20.59	20	660
HGL0500CW1F0000	500	472	75	2014	62.57	52	26.17	1030
HGL0600CW1F0000	600	576	90	2064	62.57	52	25.74	1345
HGL0700CW1F0000	700	672	105	2376	62.57	52	25.74	1445
HGL0800CW1F0000	800	768	120	2766	62.57	52	25.74	1650

## 600 V Type 1 Fuse Monitor No Contactor

Type 1 Part Number	HP	Amps	kVar	Watts Loss	Dimensions (in.)			Weight
					Height	Width	Depth	
HGL0015CW1G0000	15	17	2.5	343	31.65	17.55	12.54	125
HGL0030CW1G0000	30	32	5	297	31.65	17.55	12.54	170
HGL0040CW1G0000	40	41	6	346	31.65	17.55	12.54	185
HGL0050CW1G0000	50	52	8.3	519	31.65	17.55	12.54	200
HGL0060CW1G0000	60	62	10	609	31.65	17.55	12.54	205
HGL0075CW1G0000	75	77	15	745	56.15	17.66	16.5	280
HGL0100CW1G0000	100	99	15	747	56.15	17.66	16.5	300
HGL0125CW1G0000	125	125	20	934	56.15	17.66	16.5	320
HGL0150CW1G0000	150	144	25	1200	56.15	17.66	16.5	362
HGL0200CW1G0000	200	192	30	991	71.64	20.59	20	495
HGL0250CW1G0000	250	242	40	1325	71.64	20.59	20	540
HGL0300CW1G0000	300	289	50	1474	71.64	20.59	20	635
HGL0350CW1G0000	350	336	55	1792	71.64	20.59	20	645
HGL0400CW1G0000	400	382	60	1589	71.64	20.59	20	655
HGL0450CW1G0000	450	412	70	2110	71.64	20.59	20	660
HGL0500CW1G0000	500	472	75	2014	62.57	52	26.17	1030
HGL0600CW1G0000	600	576	90	2064	62.57	52	25.74	1345
HGL0700CW1G0000	700	672	105	2376	62.57	52	25.74	1445
HGL0800CW1G0000	800	768	120	2766	62.57	52	25.74	1650

# HarmonicGuard Low Capacitance (HGL)

## 600 V Type 3R Contactor

Type 3R Part Number	HP	Amps	kVar	Watts Loss	Dimensions (in.)			Weight
					Height	Width	Depth	
HGL0015CW3C0000	15	17	2.5	300	32.24	33.39	13.73	131
HGL0030CW3C0000	30	32	5	297	37.58	39.45	13.73	215
HGL0040CW3C0000	40	41	6	346	37.58	39.45	13.73	235
HGL0050CW3C0000	50	52	8.3	519	37.58	39.45	13.73	260
HGL0060CW3C0000	60	62	10	609	37.58	39.45	13.73	260
HGL0075CW3C0000	75	77	15	745	37.58	39.45	13.73	275
HGL0100CW3C0000	100	99	15	747	37.58	39.45	13.73	280
HGL0125CW3C0000	125	125	20	934	52.58	39.45	17.73	365
HGL0150CW3C0000	150	144	25	1200	52.58	39.45	17.73	405
HGL0200CW3C0000	200	192	30	991	52.58	39.45	17.73	470
HGL0250CW3C0000	250	242	40	1325	52.58	45.4	21.65	550
HGL0300CW3C0000	300	289	50	1474	52.58	45.4	21.65	615
HGL0350CW3C0000	350	336	55	1792	52.58	45.4	21.65	665
HGL0400CW3C0000	400	382	60	1589	65.69	57.5	26.14	880
HGL0450CW3C0000	450	412	70	2110	65.69	57.5	26.14	885
HGL0500CW3C0000	500	472	75	2014	65.69	57.5	26.14	900
HGL0600CW3C0000	600	576	90	2064	65.69	57.5	26.14	1195
HGL0700CW3C0000	700	672	105	2376	65.69	57.5	26.14	1295
HGL0800CW3C0000	800	768	120	2766	65.69	57.5	26.14	1400

## 600 V Type 3R No Contactor

Type 3R Part Number	HP	Amps	kVar	Watts Loss	Dimensions (in.)			Weight
					Height	Width	Depth	
HGL0015CW3S0000	15	17	2.5	300	32.24	33.39	13.73	130
HGL0030CW3S0000	30	32	5	297	37.58	39.45	13.73	200
HGL0040CW3S0000	40	41	6	346	37.58	39.45	13.73	231
HGL0050CW3S0000	50	52	8.3	519	37.58	39.45	13.73	255
HGL0060CW3S0000	60	62	10	609	37.58	39.45	13.73	255
HGL0075CW3S0000	75	77	15	745	37.58	39.45	13.73	265
HGL0100CW3S0000	100	99	15	747	37.58	39.45	13.73	270
HGL0125CW3S0000	125	125	20	934	52.58	39.45	17.73	360
HGL0150CW3S0000	150	144	25	1200	52.58	39.45	17.73	400
HGL0200CW3S0000	200	192	30	991	52.58	39.45	17.73	465
HGL0250CW3S0000	250	242	40	1325	52.58	45.4	21.65	545
HGL0300CW3S0000	300	289	50	1474	52.58	45.4	21.65	610
HGL0350CW3S0000	350	336	55	1792	52.58	45.4	21.65	650
HGL0400CW3S0000	400	382	60	1589	65.69	57.5	26.14	875
HGL0450CW3S0000	450	412	70	2110	65.69	57.5	26.14	880
HGL0500CW3S0000	500	472	75	2014	65.69	57.5	26.14	885
HGL0600CW3S0000	600	576	90	2064	65.69	57.5	26.14	1175
HGL0700CW3S0000	700	672	105	2376	65.69	57.5	26.14	1275
HGL0800CW3S0000	800	768	120	2766	65.69	57.5	26.14	1380

# HarmonicGuard Low Capacitance (HGL)

## 600 V Type 3R Fuse Monitor w/ Contactor

Type 3R Part Number	HP	Amps	kVar	Watts Loss	Dimensions (in.)			Weight
					Height	Width	Depth	
HGL0015CW3F0000	15	17	2.5	300	32.24	33.39	13.73	131
HGL0030CW3F0000	30	32	5	297	37.58	39.45	13.73	215
HGL0040CW3F0000	40	41	6	346	37.58	39.45	13.73	235
HGL0050CW3F0000	50	52	8.3	519	37.58	39.45	13.73	260
HGL0060CW3F0000	60	62	10	609	37.58	39.45	13.73	260
HGL0075CW3F0000	75	77	15	745	37.58	39.45	13.73	275
HGL0100CW3F0000	100	99	15	747	37.58	39.45	13.73	280
HGL0125CW3F0000	125	125	20	934	52.58	39.45	17.73	365
HGL0150CW3F0000	150	144	25	1200	52.58	39.45	17.73	405
HGL0200CW3F0000	200	192	30	991	52.58	39.45	17.73	470
HGL0250CW3F0000	250	242	40	1325	52.58	45.4	21.65	550
HGL0300CW3F0000	300	289	50	1474	52.58	45.4	21.65	615
HGL0350CW3F0000	350	336	55	1792	52.58	45.4	21.65	665
HGL0400CW3F0000	400	382	60	1589	65.69	57.5	26.14	880
HGL0450CW3F0000	450	412	70	2110	65.69	57.5	26.14	885
HGL0500CW3F0000	500	472	75	2014	65.69	57.5	26.14	900
HGL0600CW3F0000	600	576	90	2064	65.69	57.5	26.14	1195
HGL0700CW3F0000	700	672	105	2376	65.69	57.5	26.14	1295
HGL0800CW3F0000	800	768	120	2766	65.69	57.5	26.14	1400

## 600 V Type 3R Fuse Monitor No Contactor

Type 3R Part Number	HP	Amps	kVar	Watts Loss	Dimensions (in.)			Weight
					Height	Width	Depth	
HGL0015CW3G0000	15	17	2.5	300	32.24	33.39	13.73	131
HGL0030CW3G0000	30	32	5	297	37.58	39.45	13.73	215
HGL0040CW3G0000	40	41	6	346	37.58	39.45	13.73	235
HGL0050CW3G0000	50	52	8.3	519	37.58	39.45	13.73	260
HGL0060CW3G0000	60	62	10	609	37.58	39.45	13.73	260
HGL0075CW3G0000	75	77	15	745	37.58	39.45	13.73	275
HGL0100CW3G0000	100	99	15	747	37.58	39.45	13.73	280
HGL0125CW3G0000	125	125	20	934	52.58	39.45	17.73	365
HGL0150CW3G0000	150	144	25	1200	52.58	39.45	17.73	405
HGL0200CW3G0000	200	192	30	991	52.58	39.45	17.73	470
HGL0250CW3G0000	250	242	40	1325	52.58	45.4	21.65	550
HGL0300CW3G0000	300	289	50	1474	52.58	45.4	21.65	615
HGL0350CW3G0000	350	336	55	1792	52.58	45.4	21.65	665
HGL0400CW3G0000	400	382	60	1589	65.69	57.5	26.14	880
HGL0450CW3G0000	450	412	70	2110	65.69	57.5	26.14	885
HGL0500CW3G0000	500	472	75	2014	65.69	57.5	26.14	900
HGL0600CW3G0000	600	576	90	2064	65.69	57.5	26.14	1195
HGL0700CW3G0000	700	672	105	2376	65.69	57.5	26.14	1295
HGL0800CW3G0000	800	768	120	2766	65.69	57.5	26.14	1400



# HarmonicGuard Single-Phase (HSP) Filter

In some situations, harmonic distortion is as much as twice as high on single-phase applications, as opposed to three-phase applications.

The HSP Single-Phase Line to Line Harmonic Filter is an optimal solution for mitigating harmonics in single-phase applications.

## Key Benefits:

- Contains high quality capacitors: designed, built and tested specifically for use in high harmonic environments
- Has a small footprint and rugged outdoor enclosure option
- Includes a large range of amp ratings to meet varying demands
- Reduces harmonics to 12% THID
- Easy installation and operation
- Protects inverter against voltage spikes caused by capacitor switching and other rapidly changing loads
- Protects upstream components, such as circuit breakers, fuses, conductors, and transformers from damage caused by harmonics
- Does not resonate with other system components



## 480 V 3R GP

Nema 3R GP Part Number	HP	Amps
HSP014AG3SC	5	14
HSP021AG3SC	7.5	21
HSP026AG3SC	10	26
HSP034AG3SC	15	34
HSP044AG3SC	20	44
HSP055AG3SC	25	55
HSP068AG3SC	30	68
HSP091AG3SC	40	91
HSP110AG3SC	50	110
HSP130AG3SC	60	130
HSP162AG3SC	75	162
HSP216AG3SC	100	216

## 240 V 3R GP

Nema 3R GP Part Number	HP	Amps
HSP028BG3SC	5	28
HSP042BG3SC	7.5	42
HSP052BG3SC	10	52
HSP070BG3SC	15	70
HSP090BG3SC	20	90
HSP110BG3SC	25	110
HSP136BG3SC	30	136
HSP182BG3SC	40	182
HSP220BG3SC	50	220
HSP260BG3SC	60	260
HSP324BG3SC	75	324
HSP432BG3SC	100	432



# KDR Optimized Line Reactors

Variable frequency drives are beneficial to a wide range of applications, but contain a power conversion process that creates current and voltage distortion which can cause system-wide problems, including:

- Transformer and distribution equipment overheating
- Random breaker tripping
- Sensitive equipment may fail completely
- Poor power factor
- Reduced system efficiency



## KDR Optimized Line Reactor on Harmonics

Power quality has degraded over time due to the increased use of non-linear loads. Drives and other sensitive devices are vulnerable to electrical distortion on the line. The KDR line reactor provides a cost-effective solution to this issue. The addition of a KDR Reactor will reduce harmonic content, which reduces the total RMS current, thereby improving the total power factor.



- Nuisance tripping is less common
- Drive uptime is increased
- Power factor is improved
- Limits expensive down-time
- Increases life of drive
- Protects sensitive equipment

TCI offers a wide range of line reactors from 0.25HP to 200HP. Our newest line reactors, the MA and AA frames, have the smallest footprint in the industry. Every TCI line reactor is manufactured in Wisconsin with high quality materials and is backed by a lifetime warranty for the life of the drive. All of our open panel line reactors are UL Listed.

## MA and AA Frame Reactors

- Smallest footprint available for 0.25 HP – 7.5 HP motors
- The only UL Listed 690 V terminal block reactor on the market
- Available in voltage selections from 208 V to 690 V.
- Vertical tool access for easy installation

Accessory adapter plates available to accommodate different mounting footprint requirements. The AA frame reactors are a redesign of our standard A frame size. The standard A frame size reactor will still be supported through our Legacy program, however the AA frame offers the same part at a more cost effective price.

# KDR Optimized Line Reactors

## 208/240 V Low-Z

Part Number	NEC Motor HP	NEC Motor Current	Max Cont. Amps	Watts Loss	Std. Terms	Dimensions (in.) Height x Width x Depth	Open Weight	UL Type 1 Enclosed Part Number *	UL Type 3R Enclosed Part Number *
KDRMA6L1	0.25	1.4	3.4	26.4	TB	3.63 x 4.45 x 1.78	1.4	KDRMA6L1E01	KDRMA6L1E3R1
KDRMA8L1	0.5	2.4	5	30.6	TB	3.63 x 4.45 x 1.78	3.7	KDRMA8L1E01	KDRMA8L1E3R1
KDRAA3L2	0.75	3.5	8.2	44.5	TB	4.44 x 4.25 x 2.64	3	KDRAA3L2E01	KDRAA3L2E3R1
KDRAA4L2	1	4.6	11.6	62.9	TB	4.44 x 4.25 x 2.64	3.2	KDRAA4L2E01	KDRAA4L2E3R1
KDRAA4L2	1.5	6.6	11.6	62.9	TB	4.44 x 4.25 x 3.53	3.2	KDRAA4L2E01	KDRAA4L2E3R1
KDRA27L	2	7.5	10	21	TB	4.00 x 4.18 x 3.75	4	KDRA27LE01	KDRA27LE3R
KDRA28L	3	10.6	12	29	TB	4.00 x 4.18 x 3.75	4	KDRA28LE01	KDRA28LE3R
KDRB22L	5	16.7	19	38	TB	5.00 x 6.00 x 4.00	8	KDRB22LE01	KDRB22LE3R
KDRB23L	7.5	24.2	25	48	TB	5.00 x 6.00 x 4.00	8	KDRB23LE01	KDRB23LE3R
KDRD25L	10	30.8	34	64	TB	5.75 x 7.20 x 4.25	12	KDRD25LE01	KDRD25LE3R
KDRD24L	15	46.2	48	85	TB	5.75 x 7.20 x 4.25	12	KDRD24LE01	KDRD24LE3R
KDRD26L	20	59.4	62	94	TB	5.75 x 7.20 x 4.25	12	KDRD26LE01	KDRD26LE3R
KDRC22L	25	74.8	80	114	TB	5.75 x 7.20 x 5.00	15	KDRC22LE01	KDRC22LE3R
KDRF24L	30	88	100	135	CB	7.00 x 9.00 x 6.00	30	KDRF24LE01	KDRF24LE3R
KDRF25L	40	114	118	149	CB	7.00 x 9.00 x 6.00	30	KDRF25LE01	KDRF25LE3R
KDRF26L	50	143	152	154	CB	7.00 x 9.00 x 6.00	30	KDRF26LE01	KDRF26LE3R
KDRH22L	60	169	180	209	CB	8.31 x 10.50 x 6.00	45	KDRH22LE01	KDRH22LE3R
KDRI23L	75	211	211	294	CB	8.50 x 11.00 x 7.00	50	KDRI23LE01	KDRI23LE3R
KDRI24L	100	273	280	276	CB	8.50 x 11.00 x 7.00	50	KDRI24LE01	KDRI24LE3R
KDRG22L	125	343	377	370	CB	10.15 x 11.50 x 8.50	65	KDRG22LE01	KDRG22LE3R
KDRJ23L	150	396	420	401	CB	10.00 x 11.31 x 9.50	70	KDRJ23LE01	KDRJ23LE3R
KDRJ24L	200	528	534	442	CB	10.00 x 11.31 x 9.50	70	KDRJ24LE01	KDRJ24LE3R

## 208/240 V High-Z

Part Number	NEC Motor HP	NEC Motor Current	Max Cont. Amps	Watts Loss	Std. Terms	Dimensions (in.) Height x Width x Depth	Open Weight	UL Type 1 Enclosed Part Number *	UL Type 3R Enclosed Part Number *
KDRMA4L1	0.25	1.4	2.3	12.1	TB	3.63 x 4.45 x 1.78	1.3	KDRMA4L1E01	KDRMA4L1E3R1
KDRMA6L1	0.5	2.4	3.4	26.4	TB	3.63 x 4.45 x 1.78	1.4	KDRMA6L1E01	KDRMA6L1E3R1
KDRMA8L1	0.75	3.5	5	30.6	TB	3.63 x 4.45 x 1.78	3.7	KDRMA8L1E01	KDRMA8L1E3R1
KDRAA6L2	1	4.6	7.6	39.2	TB	4.44 x 4.25 x 2.64	3	KDRAA6L2E01	KDRAA6L2E3R1
KDRAA3L2	1.5	6.6	8.2	44.5	TB	4.44 x 4.25 x 2.64	3	KDRAA3L2E01	KDRAA3L2E3R1
KDRA26H	2	7.5	10	30.5	TB	4.00 x 4.18 x 3.75	4	KDRA26HE01	KDRA26HE3R
KDRA28H	3	10.6	11	43.1	TB	4.00 x 4.18 x 3.75	4	KDRA28HE01	KDRA28HE3R
KDRB25H	5	16.7	17	53.1	TB	5.00 x 6.00 x 4.00	8	KDRB25HE01	KDRB25HE3R
KDRB26H	7.5	24.2	26	66.5	TB	5.00 x 6.00 x 4.00	8	KDRB26HE01	KDRB26HE3R
KDRD21H	10	30.8	31	91.8	TB	5.75 x 7.20 x 4.25	12	KDRD21HE01	KDRD21HE3R
KDRD22H	15	46.2	47	107.8	TB	5.75 x 7.20 x 4.25	12	KDRD22HE01	KDRD22HE3R
KDRC22H	20	59.4	62	113.1	TB	5.75 x 7.20 x 5.00	15	KDRC22HE01	KDRC22HE3R
KDRF28H	25	74.8	75	151	TB	7.00 x 9.00 x 6.00	30	KDRF28HE01	KDRF28HE3R
KDRF25H	30	88	92	179.2	CB	7.00 x 9.00 x 6.00	30	KDRF25HE01	KDRF25HE3R
KDRF26H	40	114	114	192.8	CB	7.00 x 9.00 x 6.00	30	KDRF26HE01	KDRF26HE3R
KDRH24H	50	143	143	201	CB	8.31 x 10.50 x 6.00	38	KDRH24HE01	KDRH24HE3R
KDRH23H	60	169	169	220	CB	8.31 x 10.50 x 6.00	45	KDRH23HE01	KDRH23HE3R
KDRI22H	75	211	220	311.5	CB	8.50 x 11.00 x 7.00	50	KDRI22HE01	KDRI22HE3R
KDRI21H	100	273	275	296.4	CB	8.50 x 11.00 x 7.00	50	KDRI21HE01	KDRI21HE3R
KDRG25H	125	343	350	346.5	CB	10.15 x 11.50 x 8.50	65	KDRG25HE01	KDRG25HE3R
KDRJ22H	150	396	412	465.3	CB	10.00 x 11.25 x 9.25	70	KDRJ22HE01	KDRJ22HE3R
KDRJ21H	200	528	534	516.2	CB	10.00 x 11.25 x 9.25	70	KDRJ21HE01	KDRJ21HE3R

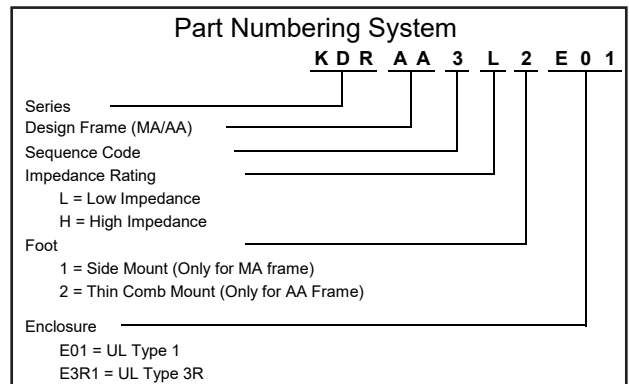
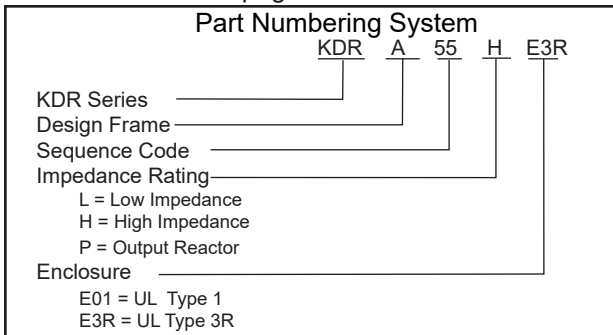
\*For enclosed unit dimensions and added weight, please refer to the Reactor Enclosure Price page.

# KDR Optimized Line Reactors

## 480 V Low-Z

Part Number	NEC Motor HP	NEC Motor Current	Max Cont. Amps	Watts Loss	Std. Terms	Dimensions (in.) Height x Width x Depth	Open Weight	UL Type 1 Enclosed	UL Type 3R Enclosed
								Part Number *	Part Number *
KDRMA1L1	0.25	0.7	1.4	5	TB	3.63 x 4.45 x 1.78	1.3	KDRMA1L1E01	KDRMA1L1E3R1
KDRMA2L1	0.33	0.8	1.7	6.2	TB	3.63 x 4.45 x 1.78	1.3	KDRMA2L1E01	KDRMA2L1E3R1
KDRMA3L1	0.5	1.1	1.6	9.7	TB	3.63 x 4.45 x 1.78	1.3	KDRMA3L1E01	KDRMA3L1E3R1
KDRMA4L1	0.75	1.6	2.3	12.1	TB	3.63 x 4.45 x 1.78	1.3	KDRMA4L1E01	KDRMA4L1E3R1
KDRMA5L1	1	2.1	2.3	25.2	TB	3.63 x 4.45 x 1.78	1.2	KDRMA5L1E01	KDRMA5L1E3R1
KDRMA6L1	1.5	3	3.4	26.4	TB	3.63 x 4.45 x 1.78	1.4	KDRMA6L1E01	KDRMA6L1E3R1
KDRMA7L1	2	3.4	4.2	23.5	TB	3.63 x 4.45 x 1.78	1.4	KDRMA7L1E01	KDRMA7L1E3R1
KDRMA8L1	3	4.8	5	30.6	TB	3.63 x 4.45 x 1.78	1.4	KDRMA8L1E01	KDRMA8L1E3R1
KDRAA6L2	4	6.2	7.6	39.2	TB	4.44 x 4.25 x 2.64	3	KDRAA6L2E01	KDRAA6L2E3R1
KDRAA3L2	5	7.6	8.2	48.8	TB	4.44 x 4.25 x 2.64	3	KDRAA3L2E01	KDRAA3L2E3R1
KDRAA4L2	7.5	11	11	62.9	TB	4.44 x 4.25 x 2.64	3.2	KDRAA4L2E01	KDRAA4L2E3R1
KDRA5L	10	14	14	64	TB	4.00 x 4.18 x 3.75	5	KDRA5LE01	KDRA5LE3R
KDRB2L	15	21	30	65	TB	5.00 x 6.00 x 4.00	8	KDRB2LE01	KDRB2LE3R
KDRB1L	20	27	30	79	TB	5.00 x 6.00 x 4.00	8	KDRB1LE01	KDRB1LE3R
KDRD1L	25	34	50	96	TB	5.75 x 7.20 x 4.25	10	KDRD1LE01	KDRD1LE3R
KDRD2L	30	40	45	105	TB	5.75 x 7.20 x 4.25	10	KDRD2LE01	KDRD2LE3R
KDRC1L	40	52	55	114	TB	5.75 x 7.20 x 5.00	15	KDRC1LE01	KDRC1LE3R
KDRF2L	50	65	65	114	TB	7.00 x 9.00 x 6.00	25	KDRF2LE01	KDRF2LE3R
KDRF4L	60	77	77	169	TB	7.00 x 9.00 x 6.00	25	KDRF4LE01	KDRF4LE3R
KDRF3L	75	96	110	193	CB	7.00 x 9.00 x 6.00	30	KDRF3LE01	KDRF3LE3R
KDRH3L	100	124	150	225	CB	8.31 x 10.50 x 6.00	40	KDRH3LE01	KDRH3LE3R
KDRH2L	125	156	165	254	CB	8.31 x 10.50 x 6.00	40	KDRH2LE01	KDRH2LE3R
KDRH1L	150	180	185	299	CB	8.31 x 10.50 x 6.00	40	KDRH1LE01	KDRH1LE3R
KDRG3L	200	240	240	280	CB	10.15 x 11.38 x 8.25	65	KDRG3LE01	KDRG3LE3R
KDRG1L	250	302	340	337	CB	10.15 x 11.50 x 8.50	65	KDRG1LE01	KDRG1LE3R
KDRG2L	300	361	370	381	CB	10.15 x 11.50 x 8.50	65	KDRG2LE01	KDRG2LE3R
KDRJ2L	350	414	500	465	CB	10.00 x 11.31 x 9.50	70	KDRJ2LE01	KDRJ2LE3R
KDRJ1L	400	477	520	470	CB	10.00 x 11.31 x 9.50	70	KDRJ1LE01	KDRJ1LE3R
KDRL1L	450	515	610	509	CB	12.75 x 14.75 x 9.25	110	KDRL1LE01	KDRL1LE3R
KDRL2L	500	590	610	518	CB	12.75 x 14.75 x 9.25	110	KDRL2LE01	KDRL2LE3R
KDRL3L	600	720	750	748	CB	12.75 x 15.50 x 11.50	155	KDRL3LE01	Consult Factory for Assistance
KDRS1L	700	840	850	872	CB	12.75 x 15.65 x 14.25	158	KDRS1LE01	
KDRX2L	800	960	965	997	CB	18.31 x 18.00 x 13.00	160	KDRX2LE01	
KDRX3L	900	1080	1100	1121	CB	18.50 x 18.00 x 14.50	275	KDRX3LE01	
KDRX1L	1000	1200	1216	1246	CB	18.50 x 18.00 x 14.50	290	KDRX1LE01	
KDRY1L	1100	1320	1350	1371	CB	19.50 x 21.00 x 19.25	475	KDRY1LE01	
KDRY2L	1250	1500	1500	1558	CB	19.50 x 21.00 x 19.25	500	KDRY2LE01	

\*For enclosed unit dimensions and added weight, please refer to the Reactor Enclosure Price page.

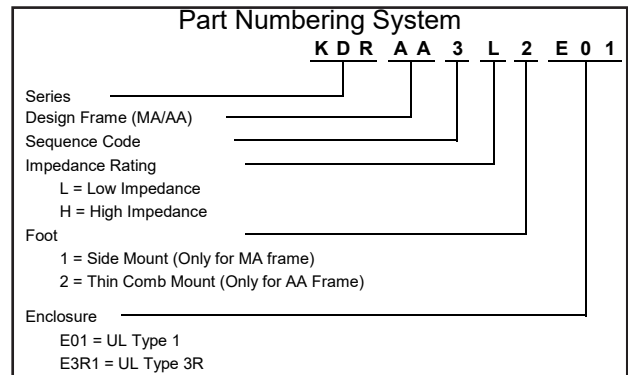
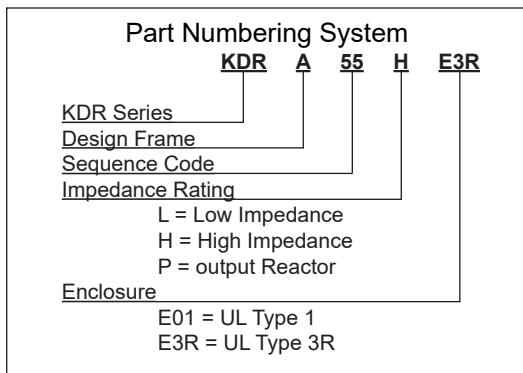


# KDR Optimized Line Reactors

## 480 V High-Z

Part Number	NEC Motor HP	NEC Motor Current	Max Cont. Amps	Watts Loss	Std. Terms	Dimensions (in.) Height x Width x Depth	Open Wgt.	UL Type 1 Enclosed Part Number *	UL Type 3R Enclosed Part Number *
KDRMA1H1	0.25	0.7	1.4	7.9	TB	3.63 x 4.45 x 1.78	1.3	KDRMA1H1E01	KDRMA1H1E3R1
KDRMA2H1	0.33	0.8	1.4	9.2	TB	3.63 x 4.45 x 1.78	1.5	KDRMA2H1E01	KDRMA2H1E3R1
KDRMA3H1	0.5	1.1	1.6	14.3	TB	3.63 x 4.45 x 1.78	1.3	KDRMA3H1E01	KDRMA3H1E3R1
KDRMA4H1	0.75	1.6	2.1	19.3	TB	3.63 x 4.45 x 1.78	1.4	KDRMA4H1E01	KDRMA4H1E3R1
KDRMA5H1	1	2.1	2.3	26.7	TB	3.63 x 4.45 x 1.78	1.4	KDRMA5H1E01	KDRMA5H1E3R1
KDRMA6H1	1.5	3	3.6	30	TB	3.63 x 4.45 x 1.78	1.6	KDRMA6H1E01	KDRMA6H1E3R1
KDRAA1H2	2	3.4	3.8	45	TB	4.44 x 4.25 x 2.64	2.8	KDRAA1H2E01	KDRAA1H2E3R1
KDRAA2H2	3	4.8	5.4	41.8	TB	4.44 x 4.25 x 2.64	3	KDRAA2H2E01	KDRAA2H2E3R1
KDRAA6H2	4	6.2	7.6	50.2	TB	4.44 x 4.25 x 2.64	3.4	KDRAA6H2E01	KDRAA6H2E3R1
KDRAA3H2	5	7.6	8.2	80	TB	4.44 x 4.25 x 2.64	3.7	KDRAA3H2E01	KDRAA3H2E3R1
KDRA4H	7.5	11	12	77	TB	4.00 x 4.18 x 3.75	5	KDRA4HE01	KDRA4HE3R
KDRA5H	10	14	14	111	TB	4.00 x 4.18 x 3.75	5	KDRA5HE01	KDRA5HE3R
KDRB2H	15	21	27	133	TB	5.00 x 6.00 x 4.00	7	KDRB2HE01	KDRB2HE3R
KDRC3H	20	27	27	108	TB	5.75 x 7.20 x 5.00	15	KDRC3HE01	KDRC3HE3R
KDRC1H	25	34	35	112	TB	5.75 x 7.20 x 5.00	15	KDRC1HE01	KDRC1HE3R
KDRE2H	30	40	45	141	TB	5.75 x 7.20 x 5.00	16	KDRE2HE01	KDRE2HE3R
KDRF4H	40	52	60	169	TB	7.00 x 9.00 x 6.00	25	KDRF4HE01	KDRF4HE3R
KDRF1H	50	65	85	191	TB	7.00 x 9.00 x 6.00	25	KDRF1HE01	KDRF1HE3R
KDRF2H	60	77	77	226	TB	7.00 x 9.00 x 6.00	25	KDRF2HE01	KDRF2HE3R
KDRH2H	75	96	100	212	CB	8.31 x 10.50 x 6.00	45	KDRH2HE01	KDRH2HE3R
KDRI2H	100	124	125	362	CB	8.50 x 10.50 x 6.31	50	KDRI2HE01	KDRI2HE3R
KDRG3H	125	156	160	274	CB	10.15 x 10.75 x 7.31	55	KDRG3HE01	KDRG3HE3R
KDRG1H	150	180	185	359	CB	10.15 x 11.38 x 8.25	55	KDRG1HE01	KDRG1HE3R
KDRJ1H	200	240	240	420	CB	10.00 x 10.88 x 9.00	70	KDRJ1HE01	KDRJ1HE3R
KDRL1H	250	302	310	548	CB	12.75 x 14.75 x 9.25	110	KDRL1HE01	KDRL1HE3R
KDRL2H	300	361	365	786	CB	12.75 x 14.75 x 9.25	95	KDRL2HE01	KDRL2HE3R
KDRL3H	350	414	435	750	CB	12.75 x 14.75 x 9.25	100	KDRL3HE01	KDRL3HE3R
KDRL4H	400	477	480	730	CB	12.75 x 14.75 x 9.25	110	KDRL4HE01	KDRL4HE3R
KDRL5H	450	515	540	774	CB	12.75 x 15.50 x 11.75	120	KDRL5HE01	KDRL5HE3R
KDRL6H	500	590	590	697	CB	12.75 x 15.50 x 11.75	120	KDRL6HE01	KDRL6HE3R
KDRS1H	600	720	750	1246	CB	12.75 x 15.65 x 12.75	260	KDRS1HE01	Consult Factory for Assistance
KDRS2H	700	840	840	1454	CB	12.75 x 15.75 x 14.25	280	KDRS2HE01	
KDRX2H	800	960	965	1661	CB	18.31 x 18.00 x 13.00	290	KDRX2HE01	
KDRX3H	900	1080	1100	1869	CB	18.50 x 18.00 x 14.50	290	KDRX3HE01	
KDRX4H	1000	1200	1216	1337	CB	18.50 x 18.00 x 14.50	300	KDRX4HE01	
KDRY2H	1100	1320	1350	2284	CB	21.50 x 21.00 x 16.25	525	KDRY2HE01	

\*For enclosed unit dimensions and added weight, please refer to the Reactor Enclosure Price page.

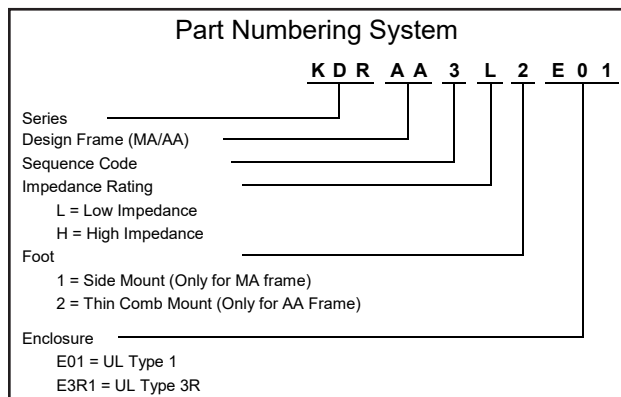
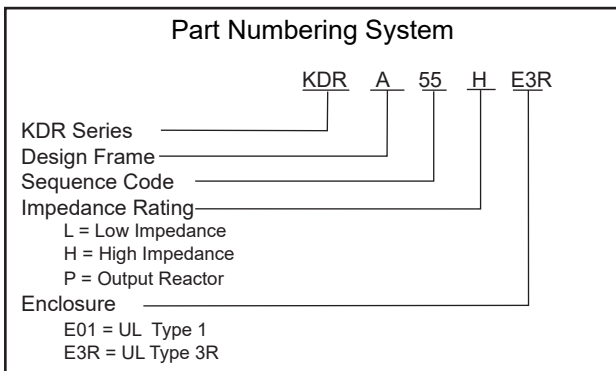


# KDR Optimized Line Reactors

## 575/600 V Low-Z

Part Number	NEC Motor HP	NEC Motor Current	Max Cont. Amps	Watts Loss	Std. Terms	Dimensions (in.) Height x Width x Depth	Open Weight	UL Type 1 Enclosed	UL Type 3R Enclosed
								Part Number *	Part Number *
KDRMA41L1	0.25	0.5	0.8	3.9	TB	3.63 x 4.45 x 1.78	1.2	KDRMA41L1E01	KDRMA41L1E3R1
KDRMA42L1	0.33	0.7	1.1	6.1	TB	3.63 x 4.45 x 1.78	1.2	KDRMA42L1E01	KDRMA42L1E3R1
KDRMA43L1	0.5	0.9	1.6	8.5	TB	3.63 x 4.45 x 1.78	1.1	KDRMA43L1E01	KDRMA43L1E3R1
KDRMA44L1	0.75	1.3	2.1	10.9	TB	3.63 x 4.45 x 1.78	1.3	KDRMA44L1E01	KDRMA44L1E3R1
KDRMA45L1	1	1.7	2.1	16.2	TB	3.63 x 4.45 x 1.78	1.3	KDRMA45L1E01	KDRMA45L1E3R1
KDRMA46L1	1.5	2.4	3.4	17.2	TB	3.63 x 4.45 x 1.78	1.4	KDRMA46L1E01	KDRMA46L1E3R1
KDRMA47L1	2	2.7	3.2	20.5	TB	3.63 x 4.45 x 1.78	1.5	KDRMA47L1E01	KDRMA47L1E3R1
KDRAA52L2	3	3.9	4.8	30.1	TB	4.44 x 4.25 x 2.64	3.5	KDRAA52L2E01	KDRAA52L2E3R1
KDRAA57L2	4	4.9	7.6	29.9	TB	4.44 x 4.25 x 2.64	2.9	KDRAA57L2E01	KDRAA57L2E3R1
KDRAA58L2	5	6.1	7.6	38.5	TB	4.44 x 4.25 x 2.64	3	KDRAA58L2E01	KDRAA58L2E3R1
KDRAA48L2	7.5	9	9	56.8	TB	4.44 x 4.25 x 2.64	3	KDRAA48L2E01	KDRAA48L2E3R1
KDRA49L	10	11	11	43.8	TB	4.00 x 4.18 x 3.75	5	KDRA49LE01	KDRA49LE3R
KDRB45L	15	17	19.5	66.2	TB	5.00 x 6.00 x 4.00	8	KDRB45LE01	KDRB45LE3R
KDRB44L	20	22	24	71.2	TB	5.00 x 6.00 x 4.00	8	KDRB44LE01	KDRB44LE3R
KDRB43L	25	27	30	76.7	TB	5.00 x 6.00 x 4.00	8	KDRB43LE01	KDRB43LE3R
KDRD42L	30	32	32	106	TB	5.75 x 7.20 x 4.25	12	KDRD42LE01	KDRD42LE3R
KDRC43L	40	41	41	109	TB	5.75 x 7.20 x 5.00	15	KDRC43LE01	KDRC43LE3R
KDRC44L	50	52	52	123	TB	5.75 x 7.20 x 5.00	15	KDRC44LE01	KDRC44LE3R
KDRF46L	60	62	62	181	TB	7.00 x 9.00 x 6.00	30	KDRF46LE01	KDRF46LE3R
KDRF47L	75	77	77	194	TB	7.00 x 9.00 x 6.00	30	KDRF47LE01	KDRF47LE3R
KDRF45L	100	99	99	194	CB	7.00 x 9.00 x 6.00	30	KDRF45LE01	KDRF45LE3R
KDRH43L	125	125	125	261	CB	8.31 x 10.50 x 6.00	45	KDRH43LE01	KDRH43LE3R
KDRH44L	150	144	144	253	CB	8.31 x 10.50 x 6.00	45	KDRH44LE01	KDRH44LE3R
KDRI42L	200	192	192	342	CB	8.50 x 11.00 x 7.00	50	KDRI42LE01	KDRI42LE3R
KDRG47L	250	242	242	394	CB	10.15 x 11.38 x 8.25	65	KDRG47LE01	KDRG47LE3R
KDRG45L	300	289	292	374	CB	10.15 x 11.38 x 8.25	65	KDRG45LE01	KDRG45LE3R
KDRJ45L	350	336	336	474	CB	10.00 x 11.25 x 9.25	70	KDRJ45LE01	KDRJ45LE3R
KDRJ43L	400	382	385	463	CB	10.00 x 11.25 x 9.25	70	KDRJ43LE01	KDRJ43LE3R
KDRJ44L	450	412	412	473	CB	10.00 x 11.25 x 9.25	70	KDRJ44LE01	KDRJ44LE3R
KDRL45L	500	472	480	587	CB	12.75 x 15.00 x 11.00	110	KDRL45LE01	KDRL45LE3R
KDRL42L	600	576	610	716	CB	12.75 x 15.00 x 11.00	150	KDRL42LE01	KDRL42LE3R
KDRL43L	700	672	675	836	CB	12.75 x 15.50 x 11.50	160	KDRL43LE01	Consult Factory for Assistance
KDRS41L	800	768	778	685	CB	12.75 x 15.65 x 14.25	185	KDRS41LE01	
KDRX41L	900	864	900	1075	CB	18.31 x 18.00 x 13.00	280	KDRX41LE01	
KDRX42L	1000	960	1000	1194	CB	18.31 x 18.00 x 13.00	290	KDRX42LE01	
KDRX43L	1100	1056	1064	1313	CB	18.50 x 18.00 x 14.50	315	KDRX43LE01	
KDRX44L	1250	1200	1216	1493	CB	18.50 x 18.00 x 14.50	325	KDRX44LE01	
KDRY41L	1500	1440	1500	1791	CB	19.50 x 21.00 x 19.25	465	KDRY41LE01	

\*For enclosed unit dimensions and added weight, please refer to the Reactor Enclosure page.

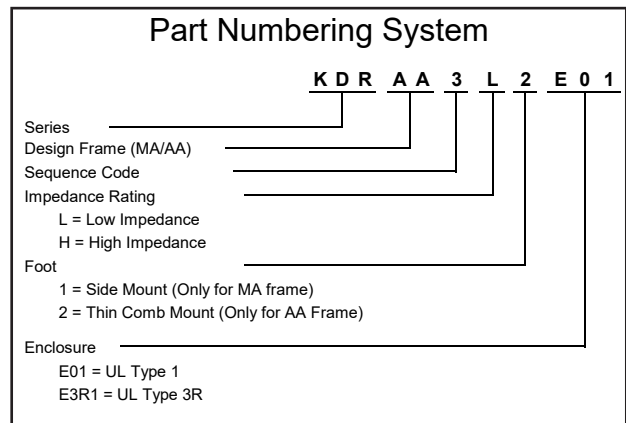
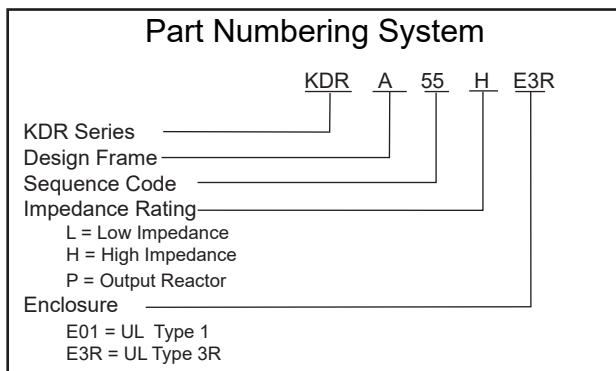


# KDR Optimized Line Reactors

## 575/600 V High-Z

Part Number	NEC Motor HP	NEC Motor Current	Max Cont. Amps	Watts Loss	Std. Terms	Dimensions (in.) Height x Width x Depth	Open wgt.	UL Type 1 Enclosed Part Number *	UL Type 3R Enclosed Part Number *
KDRMA41H1	0.25	0.5	0.8	5.9	TB	3.63 x 4.45 x 1.78	1.3	KDRMA41H1E01	KDRMA41H1E3R1
KDRMA42H1	0.33	0.7	0.75	9.1	TB	3.63 x 4.45 x 1.78	1.2	KDRMA42H1E01	KDRMA42H1E3R1
KDRMA43H1	0.5	0.9	1.1	12.9	TB	3.63 x 4.45 x 1.78	1.5	KDRMA43H1E01	KDRMA43H1E3R1
KDRMA44H1	0.75	1.3	1.6	14.6	TB	3.63 x 4.45 x 1.78	1.6	KDRMA44H1E01	KDRMA44H1E3R1
KDRMA45H1	1	1.7	2.1	27	TB	3.63 x 4.45 x 1.78	1.5	KDRMA45H1E01	KDRMA45H1E3R1
KDRAA46H2	1.5	2.4	3.2	26	TB	4.44 x 4.25 x 2.64	2.9	KDRAA46H2E01	KDRAA46H2E3R1
KDRAA43H2	2	2.7	3.4	23	TB	4.44 x 4.25 x 2.64	2.7	KDRAA43H2E01	KDRAA43H2E3R1
KDRAA44H2	3	3.9	4.5	34	TB	4.44 x 4.25 x 2.64	2.9	KDRAA44H2E01	KDRAA44H2E3R1
KDRAA57H2	4	4.9	6	47.9	TB	4.44 x 4.25 x 2.64	3.5	KDRAA57H2E01	KDRAA57H2E3R1
KDRAA58H2	5	6.1	6.8	43.7	TB	4.44 x 4.25 x 2.64	3.4	KDRAA58H2E01	KDRAA58H2E3R1
KDRB42H	7.5	9	10	61.1	TB	5.00 x 6.00 x 4.00	8	KDRB42HE01	KDRB42HE3R
KDRB43H	10	11	11	70.7	TB	5.00 x 6.00 x 4.00	8	KDRB43HE01	KDRB43HE3R
KDRB44H	15	17	18.5	73	TB	5.00 x 6.00 x 4.00	8	KDRB44HE01	KDRB44HE3R
KDRD41H	20	22	23	105.6	TB	5.75 x 7.20 x 4.25	12	KDRD41HE01	KDRD41HE3R
KDRC43H	25	27	30	107.4	TB	5.75 x 7.20 x 5.00	15	KDRC43HE01	KDRC43HE3R
KDRE42H	30	32	32	140.3	TB	5.75 x 7.20 x 5.00	16	KDRE42HE01	KDRE42HE3R
KDRF44H	40	41	44	172.2	TB	7.00 x 9.00 x 6.00	30	KDRF44HE01	KDRF44HE3R
KDRF45H	50	52	58	165.6	TB	7.00 x 9.00 x 6.00	30	KDRF45HE01	KDRF45HE3R
KDRH43H	60	62	62	205	TB	9.00 x 11.00 x 6.00	45	KDRH43HE01	KDRH43HE3R
KDRH42H	75	77	82	251	TB	9.00 x 11.00 x 6.00	45	KDRH42HE01	KDRH42HE3R
KDRI41H	100	99	99	268	CB	8.50 x 10.50 x 6.31	50	KDRI41HE01	KDRI41HE3R
KDRG44H	125	125	130	381.3	CB	10.15 x 10.75 x 7.31	65	KDRG44HE01	KDRG44HE3R
KDRG45H	150	144	155	405.9	CB	10.15 x 11.38 x 8.25	65	KDRG45HE01	KDRG45HE3R
KDRJ41H	200	192	192	466.4	CB	10.00 x 11.00 x 8.65	70	KDRJ41HE01	KDRJ41HE3R
KDRL46H	250	242	260	472.3	CB	12.75 x 14.75 x 11.00	110	KDRL46HE01	KDRL46HE3R
KDRL47H	300	289	310	490.3	CB	12.75 x 14.75 x 11.00	110	KDRL47HE01	KDRL47HE3R
KDRL48H	350	336	344	539	CB	12.75 x 15.00 x 11.00	110	KDRL48HE01	KDRL48HE3R
KDRL49H	400	382	382	603	CB	12.75 x 15.00 x 11.00	110	KDRL49HE01	KDRL49HE3R
KDRS47H	450	412	440	521	CB	12.75 x 15.00 x 12.25	165	KDRS47HE01	KDRS47HE3R
KDRS46H	500	472	500	660.5	CB	12.75 x 15.00 x 12.25	165	KDRS46HE01	KDRS46HE3R
KDRS49H	600	576	610	1194	CB	12.75 x 15.00 x 12.25	175	KDRS49HE01	KDRS49HE3R
KDRX45H	700	672	760	1393	CB	18.65 x 18.00 x 11.50	200	KDRX45HE01	Consult Factory for Assistance
KDRX44H	800	768	850	1592	CB	18.31 x 18.00 x 13.00	280	KDRX44HE01	
KDRX41H	900	864	900	1791	CB	18.50 x 18.00 x 14.50	290	KDRX41HE01	
KDRX42H	1000	960	1000	1990	CB	18.50 x 18.00 x 14.50	375	KDRX42HE01	
KDRX43H	1100	1056	1064	2189	CB	18.50 x 18.00 x 14.50	450	KDRX43HE01	
KDRY41H	1250	1200	1200	2488	CB	19.50 x 21.00 x 19.25	475	KDRY41HE01	
KDRY42H	1500	1440	1500	2985	CB	19.75 x 21.00 x 15.50	575	KDRY42HE01	

\*For enclosed unit dimensions and added weight, please refer to the Reactor Enclosure page.



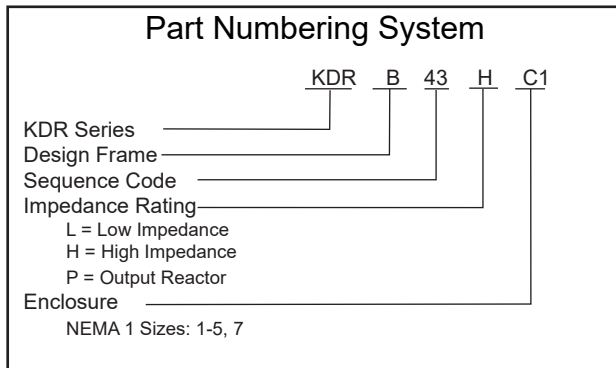


# KDR Optimized Line Reactors

## 690 V Low-Z

Part Number	NEC Motor HP	NEC Motor Current	Max Cont. Amps	Watts Loss	Std. Terms	Dimensions (in.) Height x Width x Depth	Open Weight	NEMA 1 Enclosed Part Number *
KDRA55LV	0.5	0.9	1.5	6	QD	4.00 x 4.18 x 3.75	4	KDRA55LC1V
KDRA56LV	0.75	1.3	2.1	9.3	QD	4.00 x 4.18 x 3.75	4	KDRA56LC1V
KDRA50LV	1	1.7	2.1	12	QD	4.00 x 4.18 x 3.75	4	KDRA50LC1V
KDRA51LV	1.5	2.4	2.8	19	QD	4.00 x 4.18 x 3.75	4	KDRA51LC1V
KDRA46LV	2	2.7	3.3	22	QD	4.00 x 4.18 x 3.75	4	KDRA46LC1V
KDRA52LV	3	3.9	5	23.3	QD	4.00 x 4.18 x 3.75	4	KDRA52LC1V
KDRA47LV	5	6.1	7	34.7	QD	4.00 x 4.18 x 3.75	4	KDRA47LC1V
KDRA48LV	7.5	9	10.4	42.9	QD	4.00 x 4.18 x 3.75	4	KDRA48LC1V
KDRA49LV	10	11	11	43.8	QD	4.00 x 4.18 x 3.75	5	KDRA49LC1V
KDRB45LV	15	17	19.5	66.2	RL	5.00 x 6.00 x 4.50	8	KDRB45LC2V
KDRB44LV	20	22	24	71.2	RL	5.00 x 6.00 x 4.50	8	KDRB44LC2V
KDRB43LV	25	27	30	76.7	RL	5.00 x 6.00 x 4.50	8	KDRB43LC2V
KDRD42LV	30	32	32	106	RL	5.75 x 7.20 x 4.50	12	KDRD42LC2V
KDRC43LV	40	41	41	109	RL	5.75 x 7.20 x 5.00	15	KDRC43LC2V
KDRC44LV	50	52	52	123	RL	5.75 x 7.20 x 5.00	15	KDRC44LC2V
KDRF46LV	60	62	62	181	RL	7.00 x 9.00 x 6.00	30	KDRF46LC3V
KDRF47LV	75	77	77	194	RL	7.00 x 9.00 x 6.00	30	KDRF47LC3V
KDRF45LV	100	99	99	194	CB	7.00 x 9.00 x 6.00	30	KDRF45LC4V
KDRH43LV	125	125	125	261	CB	8.50 x 11.00 x 6.25	45	KDRH43LC4V
KDRH44LV	150	144	144	253	CB	8.50 x 11.00 x 6.25	45	KDRH44LC4V
KDRI42LV	200	192	192	342	CB	9.00 x 11.00 x 7.00	50	KDRI42LC4V
KDRG47LV	250	242	242	394	CB	9.00 x 11.00 x 8.00	65	KDRG47LC4V
KDRG45LV	300	289	292	374	CB	9.00 x 11.00 x 8.00	65	KDRG45LC4V
KDRJ45LV	350	336	336	474	CB	9.00 x 11.00 x 9.00	70	KDRJ45LC5V
KDRJ43LV	400	382	385	463	CB	9.00 x 11.00 x 9.00	70	KDRJ43LC5V
KDRJ44LV	450	412	412	473	CB	9.00 x 11.00 x 9.00	70	KDRJ44LC5V
KDRL45LV	500	472	480	587	CB	11.38 x 15.00 x 11.00	110	KDRL45LC5V
KDRL42LV	600	576	610	716	CB	11.38 x 15.00 x 11.00	150	KDRL42LC5V
KDRL43LV	700	672	675	836	CB	11.38 x 15.00 x 11.00	270	KDRL43LC5V
KDRS41LV	800	768	850	955	CB	11.38 x 15.00 x 11.00	275	KDRS41LC7V
KDRX41LV	900	864	900	1075	CB	18.50 x 18.25 x 12.50	280	KDRX41LC7V
KDRX42LV	1000	960	1000	1194	CB	18.50 x 18.25 x 12.50	290	KDRX42LC7V
KDRX43LV	1100	1056	1064	1313	CB	18.50 x 18.25 x 12.50	315	KDRX43LC7V
KDRX44LV	1250	1200	1200	1493	CB	18.50 x 18.25 x 12.50	325	KDRX44LC7V
KDRY41LV	1500	1440	1500	1791	CB	20.00 x 21.00 x 16.00	465	KDRY41LC7V

\*For enclosed unit dimensions and added weight, please refer to the Reactor Enclosure page.



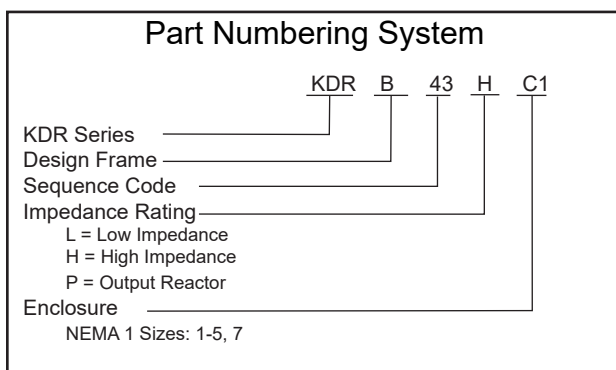


# KDR Optimized Line Reactors

## 690 V High-Z

Part Number	NEC Motor HP	NEC Motor Current	Max Cont. Amps	Watts Loss	Std. Terms	Dimensions (in.) Height x Width x Depth	Open		NEMA 1 Enclosed Part Number *
							Weight	List Price	
KDRA55HV	0.5	0.9	1.5	9	QD	4.00 x 4.18 x 3.75	4	\$139.00	KDRA55HC1V
KDRA52HV	0.75	1.3	2.1	13	QD	4.00 x 4.18 x 3.75	4	\$143.00	KDRA52HC1V
KDRA50HV	1	1.7	2.1	17	QD	4.00 x 4.18 x 3.75	4	\$145.00	KDRA50HC1V
KDRA51HV	1.5	2.4	2.8	26	QD	4.00 x 4.18 x 3.75	4	\$147.00	KDRA51HC1V
KDRA43HV	2	2.7	3.2	24	QD	4.00 x 4.18 x 3.75	4	\$150.00	KDRA43HC1V
KDRA44HV	3	3.9	5	35	QD	4.00 x 4.18 x 3.75	4	\$151.00	KDRA44HC1V
KDRA45HV	5	6.1	7.5	48	QD	4.00 x 4.18 x 3.75	4	\$218.00	KDRA45HC1V
KDRB42HV	7.5	9	10	61	QD	5.00 x 6.00 x 4.00	8	\$271.00	KDRB42HC2V
KDRB43HV	10	11	11	71	QD	5.00 x 6.00 x 4.00	8	\$305.00	KDRB43HC2V
KDRB44HV	15	17	18.5	73	RL	5.00 x 6.00 x 4.50	8	\$313.00	KDRB44HC2V
KDRD41HV	20	22	23	106	RL	5.75 x 7.20 x 4.50	12	\$332.00	KDRD41HC2V
KDRC43HV	25	27	30	107	RL	5.75 x 7.20 x 5.00	15	\$360.00	KDRC43HC2V
KDRE42HV	30	32	32	140	RL	5.75 x 7.20 x 5.12	16	\$419.00	KDRE42HC3V
KDRF44HV	40	41	44	172	RL	7.00 x 9.00 x 6.00	30	\$499.00	KDRF44HC3V
KDRF45HV	50	52	58	166	RL	7.00 x 9.00 x 6.00	30	\$636.00	KDRF45HC3V
KDRH43HV	60	62	62	205	RL	8.50 x 11.00 x 6.50	45	\$685.00	KDRH43HC4V
KDRH42HV	75	77	82	251	RL	8.50 x 11.00 x 6.50	45	\$714.00	KDRH42HC4V
KDRI41HV	100	99	99	268	CB	9.00 x 11.00 x 7.00	50	\$1,038.00	KDRI41HC4V
KDRG44HV	125	125	130	381	CB	9.00 x 11.00 x 7.50	65	\$1,093.00	KDRG44HC4V
KDRG45HV	150	144	155	406	CB	9.00 x 11.00 x 8.00	65	\$1,142.00	KDRG45HC4V
KDRJ41HV	200	192	192	466	CB	9.00 x 11.00 x 9.00	70	\$1,453.00	KDRJ41HC5V
KDRL46HV	250	242	260	472	CB	11.38 x 15.00 x 11.00	110	\$2,041.00	KDRL46HC5V
KDRL47HV	300	289	310	490	CB	11.38 x 15.00 x 11.00	110	\$2,075.00	KDRL47HC5V
KDRL48HV	350	336	344	539	CB	11.38 x 15.00 x 11.00	110	\$2,144.00	KDRL48HC5V
KDRL49HV	400	382	382	603	CB	11.38 x 15.00 x 11.00	110	\$2,201.00	KDRL49HC5V
KDRS47HV	450	412	440	521	CB	11.38 x 15.00 x 13.00	165	\$2,916.00	KDRS47HC5V
KDRS46HV	500	472	500	661	CB	11.38 x 15.00 x 13.00	165	\$3,040.00	KDRS46HC5V
KDRS49HV	600	576	576	1194	CB	11.38 x 15.00 x 13.00	175	\$3,108.00	KDRS49HC5V
KDRX45HV	700	672	760	1393	CB	18.50 x 18.25 x 12.50	200	\$3,216.00	KDRX45HC7V
KDRX44HV	800	768	864	1592	CB	18.50 x 18.25 x 12.50	280	\$3,529.00	KDRX44HC7V
KDRX41HV	900	864	864	1791	CB	18.50 x 18.25 x 12.50	290	\$4,096.00	KDRX41HC7V
KDRX42HV	1000	960	1000	1990	CB	18.50 x 18.25 x 12.50	375	\$4,330.00	KDRX42HC7V
KDRX43HV	1100	1056	1064	2189	CB	18.50 x 18.25 x 12.50	450	\$4,496.00	KDRX43HC7V
KDRY41HV	1250	1200	1200	2488	CB	20.00 x 21.00 x 16.00	475	\$7,084.00	KDRY41HC7V
KDRY42HV	1500	1440	1500	2985	CB	20.00 x 21.00 x 16.00	575	\$8,146.00	KDRY42HC7V

\*For enclosed unit dimensions and added weight, please refer to the Reactor Enclosure page.



# KDR Series DIN Rail Line Reactors

## 208/240 V Input

Part Number	NEC Motor HP	NEC Motor Current	Watts Loss	Standard Terms	Dimensions (in.)			Weight
					Height	Width	Depth	
<b>LOW - Z</b>								
KDRMA8L1DR	0.5	2.4	7	TB	3.80	4.56	1.78	1.4
KDRAA3L2DR	0.75	3.5	12	TB	4.44	4.25	3.51	3
KDRAA4L2DR	1	4.6	11	TB	4.44	4.25	3.51	3.2
KDRAA4L2DR	1.5	6.6	18	TB	4.44	4.25	3.51	3.2
KDRA27LDR	2	7.5	21	TB	4.00	4.18	3.75	4
KDRA28LDR	3	10.6	29	TB	4.00	4.18	3.75	4
KDRB22LDR	5	16.7	38	TB	5.38	6.00	4.00	8
KDRB23LDR	7.5	24.2	48	TB	5.38	6.00	4.00	8
<b>HIGH - Z</b>								
KDRMA6L1DR	0.5	2.4	14	TB	3.80	4.56	1.78	1.4
KDRMA8L1DR	0.75	3.5	16.8	TB	3.80	4.56	1.78	1.4
KDRAA6L2DR	1	4.6	23.6	TB	4.44	4.25	3.51	3.1
KDRAA3L2DR	1.5	6.6	30.6	TB	4.44	4.25	3.51	3
KDRA26HDR	2	7.5	30.5	TB	4.00	4.18	3.75	4
KDRA28HDR	3	10.6	43.1	TB	4.00	4.18	3.75	4
KDRB25HDR	5	16.7	53.1	TB	5.00	6.00	4.00	8
KDRB26HDR	7.5	24.2	66.5	TB	5.00	6.00	4.00	8

## 480 V Input

Part Number	NEC Motor HP	NEC Motor Current	Watts Loss	Standard Terms	Dimensions (in.)			Weight
					Height	Width	Depth	
<b>LOW - Z</b>								
KDRMA1L1DR	0.25	0.7	5	TB	3.80	4.56	1.78	1.3
KDRMA2L1DR	0.33	0.8	6.2	TB	3.80	4.56	1.78	1.3
KDRMA3L1DR	0.5	1.1	9.7	TB	3.80	4.56	1.78	1.3
KDRMA4L1DR	0.75	1.6	12.1	TB	3.80	4.56	1.78	1.3
KDRMA5L1DR	1	2.1	25.2	TB	3.80	4.56	1.78	1.2
KDRMA6L1DR	1.5	3	26.4	TB	3.80	4.56	1.78	1.4
KDRMA7L1DR	2	3.4	23.5	TB	3.80	4.56	1.78	1.4
KDRMA8L1DR	3	4.8	30.6	TB	3.80	4.56	1.78	1.4
KDRAA3L2DR	5	7.6	48.8	TB	4.44	4.25	3.51	3
KDRAA4L2DR	7.5	11	62.9	TB	4.44	4.25	3.51	3.2
KDRA5LDR	10	14	64	TB	4.00	4.18	3.75	5
KDRB2LDR	15	21	65	TB	5.00	6.00	4.00	8
KDRB1LDR	20	27	79	TB	5.00	6.00	4.00	8
<b>HIGH - Z</b>								
KDRMA1H1DR	0.25	0.7	7.9	TB	3.80	4.56	1.78	1.3
KDRMA2H1DR	0.33	0.8	9.2	TB	3.80	4.56	1.78	1.5
KDRMA3H1DR	0.5	1.1	14.3	TB	3.80	4.56	1.78	1.3
KDRMA4H1DR	0.75	1.6	19.3	TB	3.80	4.56	1.78	1.4
KDRMA5H1DR	1	2.1	26.7	TB	3.80	4.56	1.78	1.4
KDRMA6H1DR	1.5	3	30	TB	3.80	4.56	1.78	1.6
KDRAA1H2DR	2	3.4	45	TB	4.44	4.25	3.51	2.8
KDRAA2H2DR	3	4.8	41.8	TB	4.44	4.25	3.51	3
KDRAA3H2DR	5	7.6	80	TB	4.44	4.25	3.51	3.7
KDRA4HDR	7.5	11	77	TB	4.00	4.18	3.75	5
KDRA5HDR	10	14	111	TB	4.00	4.18	3.75	5
KDRB2HDR	15	21	133	TB	5.00	6.00	4.00	7

# KDR Series DIN Rail Line Reactors

## 690 V Input

Part Number	NEC Motor HP	NEC Motor Current	Watts Loss	Standard Terms	Dimensions (in.)			Weight
					Height	Width	Depth	
<b>LOW - Z</b>								
KDRMA41L1DR	0.25	0.5	3.9	TB	3.80	4.56	1.78	1.3
KDRMA42L1DR	0.33	0.7	6.1	TB	3.80	4.56	1.78	1.2
KDRMA43L1DR	0.5	0.9	8.5	TB	3.80	4.56	1.78	1.5
KDRMA44L1DR	0.75	1.3	10.9	TB	3.80	4.56	1.78	1.6
KDRMA45L1DR	1	1.7	16.2	TB	3.80	4.56	1.78	1.5
KDRMA46L1DR	1.5	2.4	17.2	TB	3.80	4.56	1.78	2.9
KDRAA47L2DR	2	2.7	20.5	TB	4.44	4.25	3.51	2.7
KDRAA52L2DR	3	3.9	30.1	TB	4.44	4.25	3.51	2.9
KDRAA58L2DR	5	6.1	38.5	TB	4.44	4.25	3.51	3
KDRAA48L2DR	7.5	9	56.8	TB	4.44	4.25	3.51	3
KDRA49LDR	10	11	43.8	TB	4.00	4.18	3.75	5
KDRB45LDR	15	17	66.2	TB	5.00	6.00	4.00	8
KDRB44LDR	20	22	71.2	TB	5.00	6.00	4.00	8
KDRB43LDR	25	27	76.7	TB	5.00	6.00	4.00	8
<b>HIGH - Z</b>								
KDRMA41H1DR	0.25	0.5	5.9	TB	3.80	4.56	1.78	1.3
KDRMA42H1DR	0.33	0.7	9.1	TB	3.80	4.56	1.78	1.2
KDRMA43H1DR	0.5	0.9	12.9	TB	3.80	4.56	1.78	1.5
KDRMA44H1DR	0.75	1.3	14.6	TB	3.80	4.56	1.78	1.6
KDRMA45H1DR	1	1.7	27	TB	3.80	4.56	1.78	1.5
KDRAA46H2DR	1.5	2.4	26	TB	4.44	4.25	3.51	2.9
KDRAA43H2DR	2	2.7	23	TB	4.44	4.25	3.51	2.7
KDRAA44H2DR	3	3.9	34	TB	4.44	4.25	3.51	2.9
KDRAA58H2DR	5	6.1	44	TB	4.44	4.25	3.51	3.5
KDRB42HDR	7.5	9	61	TB	5.00	6.00	4.00	8
KDRB43HDR	10	11	71	TB	5.00	6.00	4.00	8
KDRB44HDR	15	17	73	TB	5.00	6.00	4.00	8

# KLR Series Three Phase Reactors

The KLR Line Reactor offers impedance against the flow of harmonics and other high frequencies that can cause tripping and equipment failure. Drives and other sensitive devices are protected by the KLR from electrical distortion on the line including harmonics.

## Advantages of the KLR Line Reactor

- Extend the life of the motor on the output of the VFD
- Protect other equipment on the line from operational issues caused by voltage distortion
- Dramatically increase drive uptime by reducing the likelihood of the drive tripping
- Improve power factor
- Reduce motor heating and audible noise
- Increase system productivity
- Meet IEEE 519-2014



## Prevent Drive Shutdown

Transient voltages on the AC power lines can cause inrush currents to a VFD drive, resulting in an overvoltage condition of the DC bus. These transient voltage conditions are often caused by utility capacitor switching and will cause VFDs to shut down without warning. The addition of a KLR line reactor will limit the magnitude of inrush current, preventing trips and component failures.

# KLR Series Three Phase Reactors

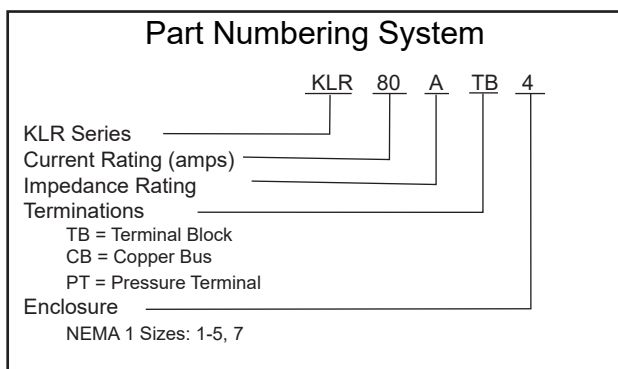
**480 V - 3% Z**

**575 V - 2.4% Z**

**240 V - 6% Z**

Part Number	NEC Motor HP			Rated Amps	Watts Loss	Stand. Terms	Dimensions (in.) Height x Width x Depth	Open Wgt	NEMA 1 Enclosed Part Number *
	480 V	575V	240 V						
KLR2ATB	1	1	-	2	8	TB	4.00 x 4.25 x 3.00	3	KLR2ATB1
KLR3ATB	1.5	1.5-2	.5	3	9	TB	4.00 x 4.25 x 3.00	3	KLR3ATB1
KLR4ATB	2	3	.75	4	15	TB	4.00 x 4.25 x 3.00	3	KLR4ATB1
KLR6ATB	3	3	1-1.5	6	17	TB	4.00 x 4.25 x 3.00	3	KLR6ATB1
KLR8ATB	5	5	2	8	27	TB	4.00 x 5.00 x 4.00	3	KLR8ATB1
KLR12ATB	7.5	7.5-10	3	12	31	TB	5.00 x 7.00 x 5.00	6	KLR12ATB1
KLR16ATB	10	10	5	16	38	TB	5.75 x 6.00 x 4.00	7	KLR16ATB1
KLR18ATB	12	15	5	18	40	TB	5.75 x 8.00 x 5.00	11	KLR18ATB2
KLR21ATB	15	15	5	21	45	TB	5.75 x 8.00 x 5.00	11	KLR21ATB2
KLR25ATB	15	20	7.5	25	48	TB	5.75 x 8.00 x 5.00	11	KLR25ATB2
KLR27ATB	20	25	7.5	27	58	TB	5.75 x 8.00 x 5.00	11	KLR27ATB2
KLR35ATB	20-25	30	10	35	70	TB	5.75 x 8.00 x 5.00	14	KLR35ATB2
KLR45ATB	30	40	15	45	74	TB	5.75 x 8.00 x 5.00	14	KLR45ATB2
KLR55ATB	40	50	20	55	113	TB	7.00 x 9.00 x 6.00	22	KLR55ATB3
KLR80ATB	50-60	60-75	25-30	80	129	TB	9.00 x 11.00 x 6.00	31	KLR80ATB4
KLR110ACB	75	100	40	110	152	CB	9.00 x 11.00 x 7.00	39	KLR110ACB4
KLR130ACB	100	125	50	130	148	CB	9.00 x 11.00 x 8.00	48	KLR130ACB4
KLR160ACB	125	150	60	160	165	CB	9.00 x 11.00 x 8.00	50	KLR160ACB4
KLR200ACB	150	200	75	200	222	CB	11.38 x 14.00 x 8.00	86	KLR200ACB5
KLR250ACB	200	250	100	250	261	CB	11.38 x 14.00 x 8.00	91	KLR250ACB5
KLR300ACB	250	300	100	300	291	CB	11.38 x 14.00 x 8.00	101	KLR300ACB5
KLR360ACB	300	350	125-150	360	380	CB	11.38 x 14.00 x 8.00	90	KLR360ACB5
KLR420ACB	350	400-450	150	420	40	CB	11.38 x 14.00 x 8.00	100	KLR420ACB5
KLR480ACB	400	500	200	480	392	CB	11.38 x 15.00 x 11.00	115	KLR480ACB5
KLR600ACB	450	625	250	600	493	CB	11.38 x 15.00 x 13.00	151	KLR600ACB5
KLR750ACB	500	720	300	750	515	CB	17.25 x 16.94 x 10.25	283	KLR750ACB7
KLR850ACB	750	800	350	850	569	CB	17.25 x 16.94 x 10.25	290	KLR850ACB7
KLR950ACB	800	975	390	950	686	CB	17.25 x 16.94 x 10.25	295	KLR950ACB7

\*For enclosed unit dimensions and added weight, please refer to the Reactor Enclosure page.



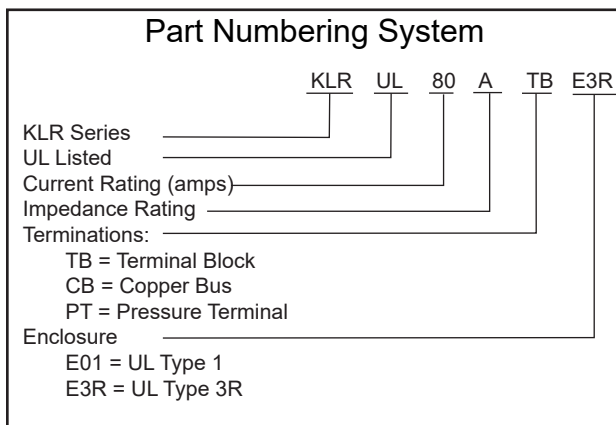
# KLR Series Three Phase Reactors

**480 V - 1.5% Z**

**240 V - 3% Z**

Part Number	NEC Motor HP			Rated Amps	Watts Loss	Stand. Terms	Dimensions (in.) Height x Width x Depth	Open Wgt	NEMA 1 Enclosed Part Number *
	480 V	575V	240 V						
KLR2BTB	1		-	2	4	TB	4.00 x 5.00 x 4.00	3	KLR2BTB1
KLR3BTB	1.5		0.5	3	5	TB	4.00 x 5.00 x 4.00	3	KLR3BTB1
KLR4BTB	2		0.75	4	9	TB	4.00 x 5.00 x 4.00	3	KLR4BTB1
KLR6BTB	3		1-1.5	6	9	TB	4.00 x 5.00 x 4.00	3	KLR6BTB1
KLR8BTB	5		2	8	14	TB	4.00 x 5.00 x 4.00	3	KLR8BTB1
KLR12BTB	7.5		3	12	20	TB	4.00 x 5.00 x 4.00	3	KLR12BTB1
KLR16BTB	10		5	16	20	TB	5.00 x 6.00 x 4.00	7	KLR16BTB1
KLR18BTB	12		5	18	27	TB	6.00 x 7.00 x 4.00	8	KLR18BTB2
KLR21BTB	15		5	21	30	TB	6.00 x 7.00 x 4.00	8	KLR21BTB2
KLR25BTB	15		7.5	25	36	TB	6.00 x 7.00 x 4.00	8	KLR25BTB2
KLR27BTB	20		7.5	27	43	TB	6.00 x 7.00 x 4.00	8	KLR27BTB2
KLR35BTB	20 - 25		10	35	55	TB	6.00 x 7.00 x 4.00	8	KLR35BTB2
KLR45BTB	30		15	45	59	TB	6.00 x 7.00 x 4.00	8	KLR45BTB2
KLR55BTB	40		20	55	70	TB	5.75 x 8.00 x 5.00	11	KLR55BTB2
KLR80BTB	50 - 60		25-30	80	105	TB	7.00 x 9.00 x 6.00	22	KLR80BTB3
KLR110BCB	75		40	110	95	CB	7.00 x 10.00 x 7.00	26	KLR110BCB4
KLR130BCB	100		50	130	117	CB	9.00 x 11.00 x 7.00	33	KLR130BCB4
KLR160BCB	125		60	160	127	CB	9.00 x 11.00 x 7.00	47	KLR160BCB4
KLR200BCB	150		75	200	135	CB	9.00 x 11.00 x 7.00	53	KLR200BCB4
KLR250BCB	200		100	250	161	CB	9.00 x 11.00 x 7.00	48	KLR250BCB4
KLR300BCB	250		100	300	216	CB	9.00 x 11.00 x 9.00	54	KLR300BCB5
KLR360BCB	300		125-150	360	221	CB	9.00 x 11.00 x 9.00	65	KLR360BCB5
KLR420BCB	350		150	420	275	CB	11.38 x 14.00 x 8.00	85	KLR420BCB5
KLR480BCB	400		200	480	267	CB	11.38 x 14.00 x 8.00	90	KLR480BCB5
KLR600BCB	450		250	600	338	CB	11.38 x 14.00 x 8.00	96	KLR600BCB5
KLR750BCB	500		300	750	372	CB	12.38 x 13.44 x 10.25	147	KLR750BCB7
KLR850BCB	750		350	850	389	CB	12.38 x 13.44 x 10.25	150	KLR850BCB7
KLR950BCB	800		390	950	479	CB	12.38 x 13.44 x 10.25	156	KLR950BCB7
KLR1100BCB	1100			1100		CB			KLR1100BCB7
KLR1500BCB				1500		CB			KLR1500BCB7

\*For enclosed unit dimensions and added weight, please refer to the Reactor Enclosure page.

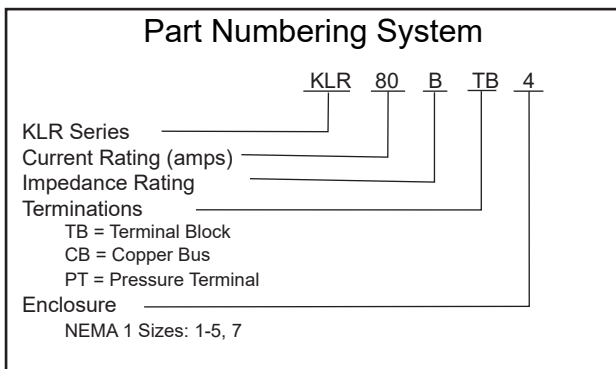


# KLR Series Three Phase Reactors

## 480 V 5% Z

Part Number	NEC Motor HP			Rated Amps	Watts Loss	Stand. Terms	Dimensions (in.) Height x Width x Depth	Open Wgt	NEMA 1 Enclosed Part Number *
	480 V	575V	240 V						
KLR2CTB	1			2	11	TB	4.00 x 5.00 x 4.00	3	KLR2CTB1
KLR3CTB	1.5			3	14	TB	4.00 x 5.00 x 4.00	3	KLR3CTB1
KLR4CTB	2			4	23	TB	4.00 x 5.00 x 4.00	3	KLR4CTB1
KLR6CTB	3			6	22	TB	5.00 x 7.00 x 5.00	6	KLR6CTB1
KLR8CTB	5			8	34	TB	5.00 x 7.00 x 5.00	6	KLR8CTB1
KLR12CTB	7.5			12	54	TB	5.00 x 7.00 x 5.00	6	KLR12CTB1
KLR16CTB	10			16	58	TB	5.75 x 8.00 x 5.00	12	KLR16CTB2
KLR18CTB	12			18	75	TB	5.75 x 8.00 x 5.00	12	KLR18CTB2
KLR21CTB	15			21	59	TB	5.75 x 8.00 x 5.00	14	KLR21CTB2
KLR25CTB	15			25	67	TB	5.75 x 8.00 x 5.00	14	KLR25CTB2
KLR27CTB	20			27	80	TB	5.75 x 8.00 x 5.00	14	KLR27CTB2
KLR35CTB	20 - 25			35	97	TB	7.00 x 9.00 x 6.00	22	KLR35CTB3
KLR45CTB	30			45	118	TB	7.00 x 9.00 x 6.00	24	KLR45CTB3
KLR55CTB	40			55	150	TB	9.00 x 11.00 x 6.00	32	KLR55CTB4
KLR80CTB	50 - 60			80	154	TB	9.00 x 11.00 x 7.00	48	KLR80CTB4
KLR110CCB	75			110	191	CB	9.00 x 11.00 x 8.00	50	KLR110CCB4
KLR130CCB	100			130	239	CB	11.38 x 14.00 x 8.00	81	KLR130CCB5
KLR160CCB	125			160	254	CB	11.38 x 14.00 x 8.00	84	KLR160CCB5
KLR200CCB	150			200	337	CB	11.38 x 14.00 x 8.00	110	KLR200CCB5
KLR250CCB	200			250	353	CB	11.38 x 14.00 x 10.00	91	KLR250CCB5
KLR300CCB	250			300	443	CB	11.38 x 15.00 x 11.00	122	KLR300CCB5
KLR360CCB	300			360	406	CB	11.38 x 15.00 x 11.00	156	KLR360CCB5
KLR420CCB	350			420	500	CB	11.38 x 15.00 x 13.00	160	KLR420CCB5
KLR480CCB	400			480	522	CB	11.38 x 15.00 x 13.00	175	KLR480CCB5
KLR600CCB	450			600	650	CB	17.25 x 16.94 x 10.25	275	KLR600CCB7
KLR750CCB	500			750	732	CB	17.25 x 16.94 x 10.25	295	KLR750CCB7
KLR850CCB	750			850	850	CB	17.25 x 16.94 x 10.25	300	KLR850CCB7
KLR950CCB	800			950	978	CB	17.25 x 16.94 x 10.25	305	KLR950CCB7

\*For enclosed unit dimensions and added weight, please refer to the Reactor Enclosure page.



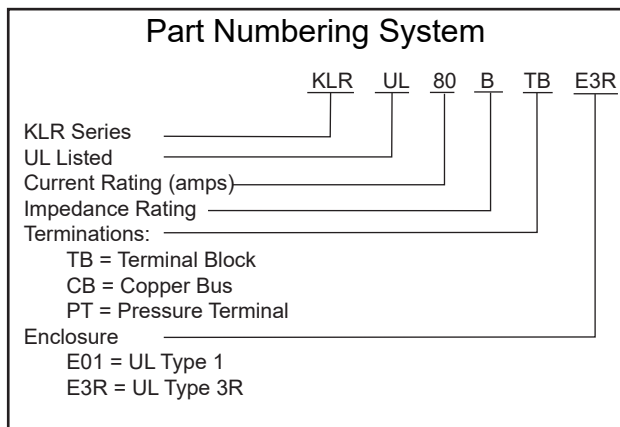


# KLR Series Three Phase Reactors

## 575 V 3% Z

Part Number	NEC Motor HP			Rated Amps	Watts Loss	Stand. Terms	Dimensions (in.) Height x Width x Depth	Open Wgt	NEMA 1 Enclosed Part Number *
	480 V	575V	240 V						
KLR2DTB		1		2	9	TB	4.00 x 5.00 x 4.00	4	KLR2DTB1
KLR3DTB		1.5 - 2		3	12	TB	4.00 x 5.00 x 4.00	4	KLR3DTB1
KLR4DTB		3		4	18	TB	4.00 x 4.25 x 3.00	4	KLR4DTB1
KLR6DTB		3		6	22	TB	4.00 x 5.00 x 4.00	5	KLR6DTB1
KLR8DTB		5		8	28	TB	5.00 x 7.00 x 5.00	7	KLR8DTB1
KLR12DTB		7.5		12	44	TB	5.00 x 7.00 x 5.00	7	KLR12DTB1
KLR16DTB		10		16	52	TB	5.00 x 6.00 x 4.00	8	KLR16DTB1
KLR18DTB		15		18	44	TB	5.75 x 8.00 x 5.00	12	KLR18DTB2
KLR21DTB		15		21	51	TB	5.75 x 8.00 x 5.00	13	KLR21DTB2
KLR25DTB		20		25	72	TB	5.75 x 8.00 x 5.00	13	KLR25DTB2
KLR27DTB		25		27	62	TB	5.75 x 8.00 x 5.00	13	KLR27DTB2
KLR35DTB		30		35	79	TB	5.75 x 8.00 x 5.00	16	KLR35DTB2
KLR45DTB		40		45	90	TB	7.00 x 9.00 x 6.00	26	KLR45DTB3
KLR55DTB		50		55	90	TB	7.00 x 9.00 x 6.00	24	KLR55DTB3
KLR80DTB		60 - 75		80	116	TB	9.00 x 11.00 x 7.00	49	KLR80DTB4
KLR110DCB		100		110	217	CB	9.50 x 10.56 x 8.25	49	KLR110DCB4
KLR130DCB		125		130	242	CB	9.50 x 10.56 x 8.25	47	KLR130DCB4
KLR160DCB		150		160	261	CB	9.00 x 11.00 x 7.00	47	KLR160DCB4
KLR200DCB		200		200	270	CB	12.38 x 13.44 x 9.00	86	KLR200DCB5
KLR250DCB		250		250	316	CB	12.38 x 13.44 x 9.00	91	KLR250DCB5
KLR300DCB		300		300	335	CB	12.38 x 13.44 x 9.00	101	KLR300DCB5
KLR360DCB		350		360	420	CB	12.38 x 13.44 x 9.00	98	KLR360DCB5
KLR420DCB		400		420	435	CB	12.38 x 13.44 x 9.00	100	KLR420DCB5
KLR480DCB		500		480	395	CB	12.38 x 13.44 x 10.25	175	KLR480DCB5
KLR600DCB		600		600	580	CB	12.38 x 13.44 x 10.25	151	KLR600DCB5
KLR750DCB		700		750	604	CB	18.00 x 18.00 x 13.00	270	KLR750DCB7
KLR850DCB		800		850	703	CB	18.00 x 18.00 x 12.00	275	KLR850DCB7
KLR950DCB		900		950	773	CB	18.00 x 18.00 x 12.00	280	KLR950DCB7

\*For enclosed unit dimensions and added weight, please refer to the Reactor Enclosure page.

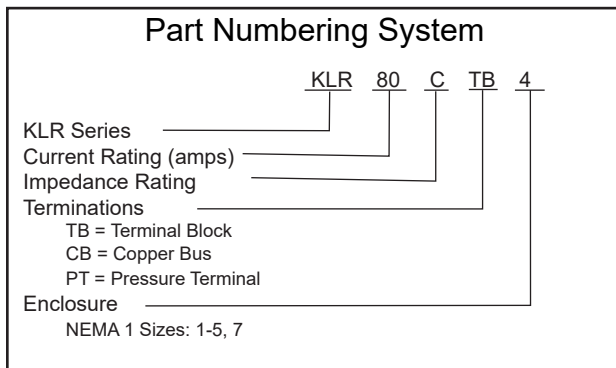


# KLR Series Three Phase Reactors

## 575 V 5% Z

Part Number	NEC Motor HP			Rated Amps	Watts Loss	Stand. Terms	Dimensions (in.) Height x Width x Depth	Open Wgt	NEMA 1 Enclosed Part Number *
	480 V	575V	240 V						
KLR2ETB		1		2	13	TB	4.00 x 5.00 x 4.00	4	KLR2ETB1
KLR3ETB		1.5 - 2		3	17	TB	4.00 x 5.00 x 4.00	5	KLR3ETB1
KLR4ETB		3		4	27	TB	4.00 x 5.00 x 4.00	5	KLR4ETB1
KLR6ETB		3		6	28	TB	5.00 x 7.00 x 5.00	7	KLR6ETB1
KLR8ETB		5		8	48	TB	5.00 x 7.00 x 5.00	7	KLR8ETB1
KLR12ETB		7.5		12	56	TB	5.75 x 8.00 x 5.00	8	KLR12ETB2
KLR16ETB		10		16	67	TB	5.75 x 8.00 x 5.00	13	KLR16ETB2
KLR18ETB		15		18	73	TB	5.60 x 6.94 x 3.44	12	KLR18ETB2
KLR21ETB		15		21	69	TB	5.75 x 8.00 x 5.00	17	KLR21ETB2
KLR25ETB		20		25	92	TB	7.00 x 9.00 x 6.00	17	KLR25ETB3
KLR27ETB		25		27	94	TB	7.00 x 9.00 x 6.00	17	KLR27ETB3
KLR35ETB		30		35	125	TB	7.00 x 9.00 x 6.00	23	KLR35ETB3
KLR45ETB		40		45	146	TB	7.00 x 9.00 x 7.00	26	KLR45ETB4
KLR55ETB		50		55	132	TB	7.00 x 10.00 x 7.00	33	KLR55ETB4
KLR80ETB		60 - 75		80	178	TB	9.00 x 11.00 x 7.00	49	KLR80ETB4
KLR110ECB		100		110	259	CB	8.50 x 14.00 x 8.00	53	KLR110ECB5
KLR130ECB		125		130	287	CB	11.38 x 14.00 x 8.00	88	KLR130ECB5
KLR160ECB		150		160	299	CB	11.38 x 14.00 x 8.00	95	KLR160ECB5
KLR200ECB		200		200	349	CB	11.38 x 14.00 x 9.00	110	KLR200ECB5
KLR250ECB		250		250	375	CB	11.38 x 14.00 x 9.00	115	KLR250ECB5
KLR300ECB		300		300	422	CB	11.38 x 15.00 x 11.00	122	KLR300ECB5
KLR360ECB		350		360	463	CB	11.38 x 15.00 x 11.00	156	KLR360ECB5
KLR420ECB		400		420	532	CB	11.38 x 15.00 x 11.00	160	KLR420ECB5
KLR480ECB		500		480	576	CB	11.38 x 15.00 x 11.00	175	KLR480ECB5
KLR600ECB		600		600	782	CB	17.25 x 16.94 x 10.25	275	KLR600ECB5
KLR750ECB		700		750	929	CB	18.00 x 18.00 x 13.00	260	KLR750ECB7
KLR850ECB		800		850	1007	CB	18.00 x 18.00 x 12.00	290	KLR850ECB7
KLR950ECB		900		950	1100	CB	18.00 x 18.00 x 12.00	290	KLR950ECB7
KLR1250ECB				1250		CB			

\*For enclosed unit dimensions and added weight, please refer to the Reactor Enclosure page.

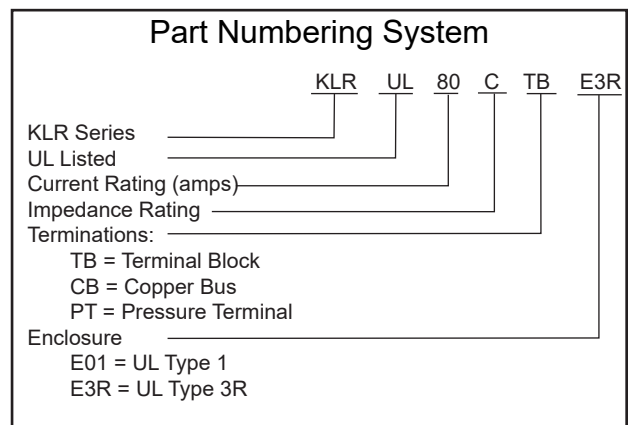
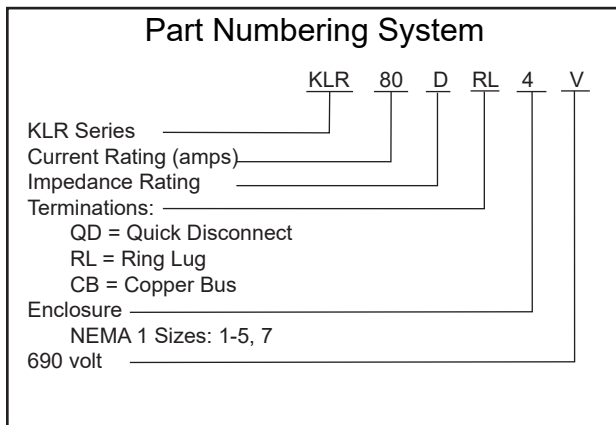


# KLR Series Three Phase Reactors

## 690 V 3% Z

Part Number	NEC Motor HP	Rated Amps	Watts Loss	Stand. Terms	Dimensions (in.)			Open Wgt	NEMA 1 Enclosed Part Number *
					Height	Width	Depth		
KLR2DQDV	1	2	9	QD	4.00	4.18	3.75	4	KLR2DQD1V
KLR3DQDV	1.5 - 2	3	12	QD	4.00	4.18	3.75	4	KLR3DQD1V
KLR4DQDV	3	4	18	QD	4.00	4.18	3.75	4	KLR4DQD1V
KLR6DQDV	3	6	22	QD	4.00	4.18	3.75	5	KLR6DQD1V
KLR8DQDV	5	8	28	QD	5.00	6.00	4.00	7	KLR8DQD1V
KLR12DQDV	7.5	12	44	QD	5.00	6.00	4.00	7	KLR12DQD1V
KLR16DRLV	10	16	52	RL	5.00	6.00	4.50	8	KLR16DRL1V
KLR18DRLV	15	18	44	RL	5.75	7.20	5.00	12	KLR18DRL2V
KLR21DRLV	15	21	51	RL	5.75	7.20	5.00	13	KLR21DRL2V
KLR25DRLV	20	25	72	RL	5.75	7.20	5.00	13	KLR25DRL2V
KLR27DRLV	25	27	62	RL	5.75	7.20	5.00	13	KLR27DRL2V
KLR35DRLV	30	35	79	RL	5.75	7.20	5.12	16	KLR35DRL3V
KLR45DRLV	40	45	90	RL	7.00	9.00	6.00	26	KLR45DRL3V
KLR55DRLV	50	55	90	RL	7.00	9.00	6.00	24	KLR55DRL3V
KLR80DRLV	60 - 75	80	116	RL	9.00	11.00	7.50	49	KLR80DRL4V
KLR110DCBV	100	110	217	CB	9.00	11.00	7.50	49	KLR110DCB4V
KLR130DCBV	125	130	242	CB	9.00	11.00	7.50	47	KLR130DCB4V
KLR160DCBV	150	160	261	CB	9.00	11.00	7.50	47	KLR160DCB4V
KLR200DCBV	200	200	270	CB	11.38	14.00	9.31	86	KLR200DCB5V
KLR250DCBV	250	250	316	CB	11.38	14.00	9.31	91	KLR250DCB5V
KLR300DCBV	300	300	335	CB	11.38	14.00	9.31	101	KLR300DCB5V
KLR360DCBV	350	360	420	CB	11.38	14.00	9.31	98	KLR360DCB5V
KLR420DCBV	400	420	435	CB	11.38	14.00	9.31	100	KLR420DCB5V
KLR480DCBV	500	480	395	CB	11.38	15.00	13.00	175	KLR480DCB5V
KLR600DCBV	600	600	580	CB	11.38	15.00	13.00	151	KLR600DCB5V
KLR750DCBV	700	750	604	CB	18.00	18.00	13.00	270	KLR750DCB7V
KLR850DCBV	800	850	703	CB	18.00	18.50	14.25	275	KLR850DCB7V
KLR950DCBV	900	950	773	CB	18.00	18.50	14.25	280	KLR950DCB7V

\*For enclosed unit dimensions and added weight, please refer to the Reactor Enclosure page.  
Note: UL Listed available upon request.

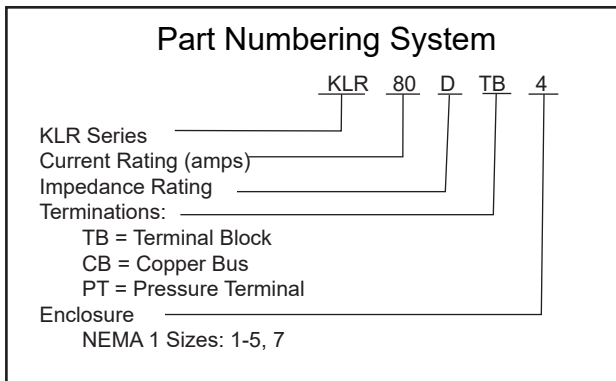


# KLR Series Three Phase Reactors

## 690 V 5% Z

Part Number	NEC Motor HP	Rated Amps	Watts Loss	Stand. Terms	Dimensions (in.)		NEMA 1 Enclosed Part Number *
					Height x Width x Depth	Open Wgt	
KLR2EQDV	1	2	13	QD	4.00 x 4.18 x 3.75	4	KLR2EQD1V
KLR3EQDV	1.5 - 2	3	17	QD	4.00 x 4.18 x 3.75	5	KLR3EQD1V
KLR4EQDV	3	4	27	QD	4.00 x 4.18 x 3.75	5	KLR4EQD1V
KLR6EQDV	3	6	28	QD	5.00 x 6.00 x 4.00	7	KLR6EQD1V
KLR8EQDV	5	8	48	QD	5.00 x 6.00 x 4.00	7	KLR8EQD1V
KLR12ERLV	7.5	12	56	RL	5.75 x 7.20 x 5.00	8	KLR12ERL2V
KLR16ERLV	10	16	67	RL	5.75 x 7.20 x 5.00	13	KLR16ERL2V
KLR18ERLV	15	18	73	RL	5.75 x 7.20 x 5.12	12	KLR18ERL3V
KLR21ERLV	15	21	69	RL	5.75 x 7.20 x 5.12	17	KLR21ERL3V
KLR25ERLV	20	25	92	RL	7.00 x 9.00 x 6.00	17	KLR25ERL3V
KLR27ERLV	25	27	94	RL	7.00 x 9.00 x 6.00	17	KLR27ERL3V
KLR35ERLV	30	35	125	RL	7.00 x 9.00 x 6.00	23	KLR35ERL3V
KLR45ERLV	40	45	146	RL	9.00 x 11.00 x 6.50	26	KLR45ERL4V
KLR55ERLV	50	55	132	RL	9.00 x 11.00 x 7.50	33	KLR55ERL4V
KLR80ERLV	60 - 75	80	178	RL	9.00 x 11.00 x 7.50	49	KLR80ERL4V
KLR110ECBV	100	110	259	CB	11.38 x 14.00 x 9.31	53	KLR110ECB5V
KLR130ECBV	125	130	287	CB	11.38 x 14.00 x 9.31	88	KLR130ECB5V
KLR160ECBV	150	160	299	CB	11.38 x 14.00 x 9.31	95	KLR160ECB5V
KLR200ECBV	200	200	349	CB	11.38 x 14.00 x 9.31	110	KLR200ECB5V
KLR250ECBV	250	250	375	CB	11.38 x 14.00 x 10.00	115	KLR250ECB5V
KLR300ECBV	300	300	422	CB	11.38 x 15.00 x 13.00	122	KLR300ECB5V
KLR360ECBV	350	360	463	CB	11.38 x 15.00 x 13.00	156	KLR360ECB5V
KLR420ECBV	400	420	532	CB	11.38 x 15.00 x 13.00	160	KLR420ECB5V
KLR480ECBV	500	480	576	CB	11.38 x 15.00 x 13.00	175	KLR480ECB5V
KLR600ECBV	600	600	782	CB	16.50 x 21.00 x 13.00	275	KLR600ECB7V
KLR750ECBV	700	750	929	CB	18.00 x 18.00 x 13.00	260	KLR750ECB7V
KLR850ECBV	800	850	1007	CB	18.00 x 18.50 x 14.25	290	KLR850ECB7V
KLR950ECBV	900	950	1100	CB	18.00 x 18.50 x 14.25	290	KLR950ECB7V

\*For enclosed unit dimensions and added weight, please refer to the Reactor Enclosure page.



# KLR Series DIN Rail Line Reactors

## 480 V - 3% Z

## 575 V - 2.4% Z

## 240 V - 6% Z

Part Number	480 V HP	Rated Amps	Watts Loss	Stand. Terms	Dimensions (in.)			Weight
					Height	Width	Depth	
KLR2ATBDR	1	2	8	TB	4.00	4.25	3.00	4
KLR3ATBDR	1.5	3	9	TB	4.00	4.25	3.00	4
KLR4ATBDR	2	4	15	TB	4.00	4.25	3.00	4
KLR6ATBDR	3	6	17	TB	4.00	4.25	3.00	5
KLR8ATBDR	5	8	27	TB	4.00	5.00	4.00	5
KLR12ATBDR	7.5	12	31	TB	5.00	7.00	5.00	7
KLR16ATBDR	10	16	38	TB	5.00	6.00	4.00	8

## 480 V - 1.5% Z

## 240 V - 3% Z

Part Number	480 V HP	Rated Amps	Watts Loss	Stand. Terms	Dimensions (in.)			Weight
					Height	Width	Depth	
KLR2BTBDR	1	2	4	TB	4.00	5.00	4.00	4
KLR3BTBDR	1.5	3	5	TB	4.00	5.00	4.00	4
KLR4BTBDR	2	4	9	TB	4.00	5.00	4.00	4
KLR6BTBDR	3	6	9	TB	4.00	5.00	4.00	4
KLR8BTBDR	5	8	14	TB	4.00	5.00	4.00	4
KLR12BTBDR	7.5	12	20	TB	4.00	5.00	4.00	4
KLR16BTBDR	10	16	20	TB	5.00	6.00	4.00	7

## 480 V - 5% Z

Part Number	480 V HP	Rated Amps	Watts Loss	Stand. Terms	Dimensions (in.)			Weight
					Height	Width	Depth	
KLR2CTBDR	1	2	11	TB	4.00	5.00	4.00	4
KLR3CTBDR	1.5	3	14	TB	4.00	5.00	4.00	5
KLR4CTBDR	2	4	23	TB	4.00	5.00	4.00	5
KLR6CTBDR	3	6	22	TB	5.00	7.00	5.00	7
KLR8CTBDR	5	8	34	TB	5.00	7.00	5.00	7
KLR12CTBDR	7.5	12	54	TB	5.00	7.00	5.00	8

## 575 V - 3% Z

Part Number	575V HP	Rated Amps	Watts Loss	Stand. Terms	Dimensions (in.)			Weight
					Height	Width	Depth	
KLR2DTBDR	1	2	9	TB	4.00	5.00	4.00	4
KLR3DTBDR	1.5 - 2	3	12	TB	4.00	5.00	4.00	4
KLR4DTBDR	3	4	18	TB	4.00	4.25	3.00	4
KLR6DTBDR	3	6	22	TB	4.00	5.00	4.00	5
KLR8DTBDR	5	8	28	TB	5.00	7.00	5.00	7
KLR12DTBDR	7.5	12	44	TB	5.00	7.00	5.00	7
KLR16DTBDR	10	16	52	TB	5.00	6.00	4.00	8

# KLR Series DIN Rail Line Reactors

## 575 V - 5% Z

Part Number	575V HP	Rated Amps	Watts Loss	Stand. Terms	Dimensions (in.)			Weight
					Height	Width	Depth	
KLR2ETBDR	1	2	13	TB	4.00	5.00	4.00	4
KLR3ETBDR	1.5 - 2	3	17	TB	4.00	5.00	4.00	5
KLR4ETBDR	3	4	27	TB	4.00	5.00	4.00	5
KLR6ETBDR	3	6	28	TB	5.00	7.00	5.00	7
KLR8ETBDR	5	8	48	TB	5.00	7.00	5.00	7

## 690 V - 3% Z

Part Number	690V HP	Rated Amps	Watts Loss	Stand. Terms	Dimensions (in.)			Weight
					Height	Width	Depth	
KLR2DQDDR	1	2	9	QD	4.31	4.18	4.75	4
KLR3DQDDR	1.5 - 2	3	12	QD	4.31	4.18	4.75	4
KLR4DQDDR	3	4	18	QD	4.31	4.18	4.75	4
KLR6DQDDR	3	6	22	QD	4.31	4.18	4.75	5
KLR8DQDDR	5	8	28	QD	5.25	4.20	6.00	7
KLR12DQDDR	7.5	12	44	QD	5.25	4.20	6.00	7
KLR16DRLDR	10	16	52	RL	5.25	4.75	6.00	8

## 690 V - 5% Z

Part Number	690V HP	Rated Amps	Watts Loss	Stand. Terms	Dimensions (in.)			Weight
					Height	Width	Depth	
KLR2EQDDR	1	2	13	QD	4.31	4.18	4.75	4
KLR3EQDDR	1.5 - 2	3	17	QD	4.31	4.18	4.75	5
KLR4EQDDR	3	4	27	QD	4.31	4.18	4.75	5
KLR6EQDDR	3	6	28	QD	5.25	4.20	6.00	7
KLR8EQDDR	5	8	48	QD	5.25	4.20	6.00	7

# Enclosures & Options

## UL Type 1 Enclosure

*Part Number	Dimensions (in.) Height x Width x Depth	Weight
E011	12.25 x 12.50 x 6.75	10.4
E012	19.13 x 15.43 x 15.43	37
E013	22.13 x 20.43 x 24.37	66
E014	36.00 x 28.39 x 30.19	160
E015	48.00 x 36.27 x 36.27	310

## UL Type 3R Enclosure

*Part Number	Dimensions (in.) Height x Width x Depth	Weight
E3R1	11.50 x 10.00 x 12.00	15
E3R2	19.18 x 15.62 x 19.50	38
E3R3	22.15 x 20.62 x 28.50	70
E3R4	36.00 x 28.39 x 36.86	170

## NEMA 1 Enclosure

*Part Number	Dimensions (in.) Height x Width x Depth	Weight
C1	6.50 x 8.00 x 6.00	4
C2	7.50 x 10.00 x 7.00	6
C3	9.00 x 12.00 x 8.00	12
C4	15.50 x 15.00 x 13.00	35
C5	18.50 x 20.00 x 16.00	50
C7	36.00 x 28.50 x 30.30	160

## Din Rail Kit

Part Number
DR01
DR02

## Adapter Plate Kit

Part Number
AP02
AP03

## Reactor Lug Kits

Part Number
SLK10
SLK11
SLK12
SLK13
SLK14
SLK15
SLK16
SLK17
SLK18
SLK21
SLK17-BB
SLK18-BB

\*Enclosures are sized on the standard product designs. When adding an option, such as pressure terminals (PT), enclosure sizes are subject to change.

\*\*Units ship LTL due to size.

Terminations	Type	AMP Range	Connection Type
TB	Terminal Block	2 - 80 (std.)	#4 - #18
QD	Quick Disconnect	2 - 12	1/4" Female Faston
ST	Screw Terminal	2 - 12	#6 (Supplied)
FL	Flying Lead	2 - 80	2' Std; 2 - 18# Leads
RL	Ring Lugs	16 - 80	.25 - .38 Bolt
CB	Copper Bus	110 - 950 (std)	600 mcm - #4
PT	Pressure Terminal	110 - 950	600 mcm - #4



# Section 2: Motor Protection Solutions

# MotorGuard Sine Wave Output Filter

The MotorGuard Sine Wave Output Filter has been designed to be installed at the output terminals of Pulse width modulated (PWM) devices. The MotorGuard converts the PWM wave form to a near sinusoidal wave form, allowing sensitive applications to take advantage of the efficiencies and savings that PWM output power supplies offer.





## Typical Applications

As Pulse Width Modulated (PWM) Drives are incorporated into various applications and processes, the increased energy savings and decreased maintenance on variable frequency drives can be offset by increases in motor failures.

The MotorGuard product family has been designed as an engineered solution for motor failures due to the reflected wave phenomenon.

## Application Benefits

- Eliminates Torque Ripple
- Eliminates Voltage Wave Reflection
- Can reach 15,000 feet for specific applications
- Reduces Motor Noise, Vibration, and Heat
- Increases Motor Life
- Can be used with virtually all AC induction motors, lead lengths and lead types
- Can be used with a wide range of carrier frequencies from 2 kHz to 12 kHz.
- Enables systems to meet NEMA MG-1, Part 31 specification




# MotorGuard Sine Wave Output Filter

## 480 V

GP 01 Part Number	NEC Motor HP	Rated Amps	Watts Loss	Dimensions (in.) Height x Width x Depth	GP 3R Part Number	Dimensions (in.) Height x Width x Depth
KMG55AG010000	40	55	1743	36.50 x 18.67 x 29.50	KMG55AG3R0000	36.50 x 18.67 x 29.50
KMG65AG010000	50	65	2291	36.50 x 18.67 x 29.50	KMG65AG3R0000	36.50 x 18.67 x 29.50
KMG80AG010000	60	80	1320	36.50 x 18.67 x 29.50	KMG80AG3R0000	36.50 x 18.67 x 29.50
KMG110AG010000	75	110	1647	36.50 x 18.67 x 29.50	KMG110AG3R0000	36.50 x 18.67 x 29.50
KMG130AG010000	100	130	1985	36.50 x 18.67 x 29.50	KMG130AG3R0000	36.50 x 18.67 x 29.50
KMG160AG010000	125	160	2584	36.50 x 18.67 x 29.50	KMG160AG3R0000	36.50 x 18.67 x 29.50
KMG200AG010000	150	200	4183	36.50 x 18.67 x 29.50	KMG200AG3R0000	36.50 x 18.67 x 29.50
KMG250AG010000	200	250	3948	64.00 x 24.17 x 42.00	KMG250AG3R0000	64.00 x 24.17 x 42.00
KMG305AG010000	250	305	4808	64.00 x 24.17 x 42.00	KMG305AG3R0000	64.00 x 24.17 x 42.00
KMG362AG010000	300	362	5123	64.00 x 24.17 x 42.00	KMG362AG3R0000	64.00 x 24.17 x 42.00
KMG420AG010000	350	420	6095	64.00 x 24.17 x 42.00	KMG420AG3R0000	64.00 x 24.17 x 42.00
KMG480AG010000	400	480	6543	64.00 x 24.17 x 42.00	KMG480AG3R0000	64.00 x 24.17 x 42.00
KMG600AG010000	500	600	9969	64.00 x 24.17 x 42.00	KMG600AG3R0000	64.00 x 24.17 x 42.00
	600	750			KMG750AG3R0000	
	700	850			KMG850AG3R0000	
	800	960			KMG960AG3R0000	

## 600 V

GP 01 Part Number	NEC Motor HP	Rated Amps	Watts Loss	Dimensions (in.) Height x Width x Depth	GP 3R Part Number	Dimensions (in.) Height x Width x Depth
KMG45CG010000	40	45	1676	36.50 x 18.67 x 29.50	KMG45CG3R0000	36.50 x 18.67 x 29.50
KMG55CG010000	50	55	1802	36.50 x 18.67 x 29.50	KMG55CG3R0000	36.50 x 18.67 x 29.50
KMG65CG010000	60	65	1338	36.50 x 18.67 x 29.50	KMG65CG3R0000	36.50 x 18.67 x 29.50
KMG80CG010000	75	80	1421	36.50 x 18.67 x 29.50	KMG80CG3R0000	36.50 x 18.67 x 29.50
KMG110CG010000	100	110	2172	36.50 x 18.67 x 29.50	KMG110CG3R0000	36.50 x 18.67 x 29.50
KMG130CG010000	125	130	2274	36.50 x 18.67 x 29.50	KMG130CG3R0000	36.50 x 18.67 x 29.50
KMG160CG010000	150	160	2587	36.50 x 18.67 x 29.50	KMG160CG3R0000	36.50 x 18.67 x 29.50
KMG200CG010000	200	200	4586	64.00 x 24.17 x 42.00	KMG200CG3R0000	64.00 x 24.17 x 42.00
KMG250CG010000	250	250	5040	64.00 x 24.17 x 42.00	KMG250CG3R0000	64.00 x 24.17 x 42.00
KMG305CG010000	300	305	5762	64.00 x 24.17 x 42.00	KMG305CG3R0000	64.00 x 24.17 x 42.00
KMG362CG010000	350	362	6653	64.00 x 24.17 x 42.00	KMG362CG3R0000	64.00 x 24.17 x 42.00
KMG420CG010000	400	420	7675	64.00 x 24.17 x 42.00	KMG420CG3R0000	64.00 x 24.17 x 42.00
KMG500CG010000	500	500	7954	64.00 x 24.17 x 42.00	KMG500CG3R0000	64.00 x 24.17 x 42.00
KMG600CG010000	600	600	11034	64.00 x 24.17 x 42.00	KMG600CG3R0000	64.00 x 24.17 x 42.00



# MotorGuard Sine Wave Output Filter

## 480 V KMG

Open Part Number	NEC Motor HP	Rated Amps	Watts Loss	Dimensions (in.) Height x Width x Depth	UL Type 1 Enclosed	
					Part Number *	Height x Width x Depth
KMG8A00A	5	8	300	30.75 x 17.00 x 12.00	KMG8A01A	31.38 x 17.50 x 12.12
KMG12A00A	7.5	12	350	30.75 x 17.00 x 12.00	KMG12A01A	31.38 x 17.50 x 12.12
KMG16A00A	10	16	400	30.75 x 17.00 x 12.00	KMG16A01A	31.38 x 17.50 x 12.12
KMG23A00A	15	23	550	30.75 x 17.00 x 12.00	KMG23A01A	31.38 x 17.50 x 12.12
KMG30A00A	20	30	650	30.75 x 17.00 x 12.00	KMG30A01A	31.38 x 17.50 x 12.12
KMG35A00A	25	35	750	30.75 x 17.00 x 12.00	KMG35A01A	31.38 x 17.50 x 12.12
KMG45A00A	30	45	850	30.75 x 17.00 x 12.00	KMG45A01A	31.38 x 17.50 x 12.12
KMG55A00A	40	55	1000	30.75 x 17.00 x 12.00	KMG55A01A	31.38 x 17.50 x 12.12
KMG65A00A	50	65	1100	56.00 x 17.00 x 14.00	KMG65A01A	56.00 x 17.50 x 16.40
KMG80A00A	60	80	1550	56.00 x 17.00 x 14.00	KMG80A01A	56.00 x 17.50 x 16.40
KMG110A00A	75	110	1700	56.00 x 17.00 x 14.00	KMG110A01A	56.00 x 17.50 x 16.40
KMG130A00A	100	130	2050	56.00 x 17.00 x 14.00	KMG130A01A	56.00 x 17.50 x 16.40
KMG160A00A	125	160	2450	56.00 x 17.00 x 14.00	KMG160A01A	56.00 x 17.50 x 16.40
KMG200A00A	150	200	3300	56.00 x 17.00 x 14.00	KMG200A01A	56.00 x 17.50 x 16.40
KMG250A00A	200	250	3700	60.00 x 32.00 x 20.00	KMG250A01A	78.00 x 36.00 x 24.00
KMG305A00A	250	305	4700	60.00 x 32.00 x 20.00	KMG305A01A	78.00 x 36.00 x 24.00
KMG362A00A	300	362	4650	60.00 x 32.00 x 20.00	KMG362A01A	78.00 x 36.00 x 24.00
KMG420A00A	350	420	5400	60.00 x 32.00 x 20.00	KMG420A01A	78.00 x 36.00 x 24.00
KMG480A00A	400	480	6050	60.00 x 32.00 x 20.00	KMG480A01A	78.00 x 36.00 x 24.00
KMG600A00A	500	600	7350	60.00 x 32.00 x 20.00	KMG600A01A	78.00 x 36.00 x 24.00
KMG750A00A	600	750	8800	60.00 x 32.00 x 20.00	KMG750A01A	78.00 x 36.00 x 24.00
KMG850A00A	750	850			KMG850A01A	
KMG960A00A	800	960			KMG960A01A	

## 600 V KMG

Open Part Number	NEC Motor HP	Rated Amps	Watts Loss	Dimensions (in.) Height x Width x Depth	UL Type 1 Enclosed	
					Part Number *	Height x Width x Depth
KMG8C00A	5	8	400	30.75 x 17.00 x 12.00	KMG8C01A	31.38 x 17.50 x 12.12
KMG10C00A	7.5	10	400	30.75 x 17.00 x 12.00	KMG10C01A	31.38 x 17.50 x 12.12
KMG12C00A	10	12	400	30.75 x 17.00 x 12.00	KMG12C01A	31.38 x 17.50 x 12.12
KMG20C00A	15	20	550	30.75 x 17.00 x 12.00	KMG20C01A	31.38 x 17.50 x 12.12
KMG25C00A	20	25	700	30.75 x 17.00 x 12.00	KMG25C01A	31.38 x 17.50 x 12.12
KMG28C00A	25	28	750	30.75 x 17.00 x 12.00	KMG28C01A	31.38 x 17.50 x 12.12
KMG35C00A	30	35	875	30.75 x 17.00 x 12.00	KMG35C01A	31.38 x 17.50 x 12.12
KMG45C00A	40	45	950	30.75 x 17.00 x 12.00	KMG45C01A	31.38 x 17.50 x 12.12
KMG55C00A	50	55	1200	56.00 x 17.00 x 14.00	KMG55C01A	56.00 x 17.50 x 16.40
KMG65C00A	60	65	1600	56.00 x 17.00 x 14.00	KMG65C01A	56.00 x 17.50 x 16.40
KMG80C00A	75	80	1650	56.00 x 17.00 x 14.00	KMG80C01A	56.00 x 17.50 x 16.40
KMG110C00A	100	110	2150	56.00 x 17.00 x 14.00	KMG110C01A	56.00 x 17.50 x 16.40
KMG130C00A	125	130	2300	56.00 x 17.00 x 14.00	KMG130C01A	56.00 x 17.50 x 16.40
KMG160C00A	150	160	2550	56.00 x 17.00 x 14.00	KMG160C01A	56.00 x 17.50 x 16.40
KMG200C00A	200	200	3500	60.00 x 32.00 x 20.00	KMG200C01A	78.00 x 36.00 x 24.00
KMG250C00A	250	250	4500	60.00 x 32.00 x 20.00	KMG250C01A	78.00 x 36.00 x 24.00
KMG305C00A	300	305	5100	60.00 x 32.00 x 20.00	KMG305C01A	78.00 x 36.00 x 24.00
KMG362C00A	350	362	6100	60.00 x 32.00 x 20.00	KMG362C01A	78.00 x 36.00 x 24.00
KMG420C00A	400	420	6900	60.00 x 32.00 x 20.00	KMG420C01A	78.00 x 36.00 x 24.00
KMG500C00A	500	500	7900	60.00 x 32.00 x 20.00	KMG500C01A	78.00 x 36.00 x 24.00
KMG600C00A	600	600	9000	60.00 x 32.00 x 20.00	KMG600C01A	78.00 x 36.00 x 24.00
KMG750C00A	750	750		60.00 x 32.00 x 20.00	KMG750C01A	78.00 x 36.00 x 24.00

# MotorShield Sine Wave Output Filter

The MotorShield is a low-pass sine wave filter designed to motor loads driven by PWM drives with switching frequencies from 2kHz to 16kHz. This filter is suitable for VFD drives configured to volts per Hz modes only. Available for 480 and 600 volt systems, the MotorShield is a passive LC filter connected in series with the output terminals of the variable frequency drive. This design removes the carrier frequency distortion from the output voltage waveform resulting in a nearly pure sine wave voltage profile.

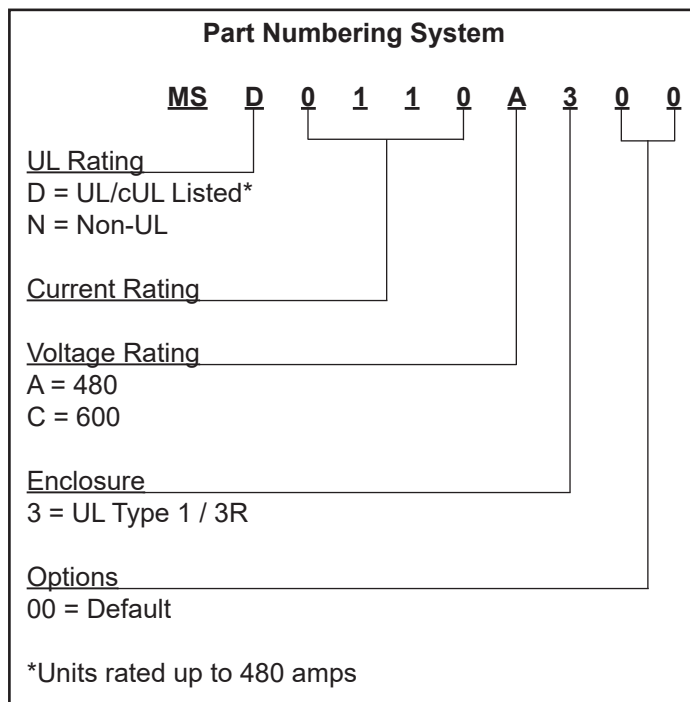


The MotorShield sine wave filter reduces the effects of the reflected wave phenomenon (dV/dt), which can cause motor heating and insulation damage. The reduction of high frequency VFD output currents extends the life of motors and transformers, and eliminates the need for special motor cables. The MotorShield reduces VFD ground fault problems and noise interference in transducer signals caused by stray high frequency harmonic currents.

The MotorShield is UL/cUL listed (up to 480 amps) and is available in a NEMA 1 / 3R enclosure which can be mounted adjacent to the VFD.

## Standard Features & Components

- An L-C power filter circuit
- A TCI 3-phase reactor
- High-endurance, harmonic-rated capacitors
- Compression terminals for ease and integrity of all power wiring
- Suitable for all lead lengths up to 15,000 feet



# MotorShield Sine Wave Output Filter

## 480 V Type 1/3R

Type 1/3R Part Number	HP	Amps	Watt Loss	Dimensions (in.) Height x Width x Depth
MSD0005A300	3	5	102	19.13 x 15.50 x 19.50
MSD0009A300	5	9	102	19.13 x 15.50 x 19.50
MSD0012A300	7.5	12	116	19.13 x 15.50 x 19.50
MSD0016A300	10	16	145	19.13 x 15.50 x 19.50
MSD0023A300	15	23	210	19.13 x 15.50 x 19.50
MSD0030A300	20	30	244	19.13 x 15.50 x 19.50
MSD0035A300	25	35	303	19.13 x 15.50 x 19.50
MSD0045A300	30	45	304	19.13 x 15.50 x 19.50
MSD0055A300	40	55	350	19.13 x 15.50 x 19.50
MSD0065A300	50	65	374	22.13 x 20.43 x 28.50
MSD0080A300	60	80	546	22.13 x 20.43 x 28.50
MSD0110A300	75	110	769	22.13 x 20.43 x 28.50
MSD0130A300	100	130	827	22.13 x 20.43 x 28.50
MSD0160A300	125	160	683	36.00 x 28.40 x 36.86
MSD0200A300	150	200	1025	36.00 x 28.40 x 36.86
MSD0250A300	200	250	1153	36.00 x 28.40 x 36.86
MSD0305A300	250	305	1290	36.00 x 28.40 x 36.86
MSD0362A300	300	362	1180	36.00 x 28.40 x 36.86
MSD0420A300	350	420	1210	36.00 x 28.40 x 36.86
MSD0480A300	400	480	1460	36.00 x 28.40 x 36.86

## 480 V Non-UL Type 1/3R

Non-UL Type 1/3R Part Number	HP	Amps	Watt Loss	Dimensions (in.) Height x Width x Depth
MSN0540A300	450	540	1610	63.95 x 24.58 x 44.00
MSN0600A300	500	600	1715	63.95 x 24.58 x 44.00
MSN0750A300	600	750	1805	63.95 x 24.58 x 44.00
MSN0840A300	700	840	2065	63.95 x 24.58 x 44.00
MSN0960A300	800	960	2195	63.95 x 24.58 x 44.00

## 600 V Type 1/3R

Type 1/3R Part Number	HP	Amps	Watt Loss	Dimensions (in.) Height x Width x Depth
MSD0008C300	5	8	111	19.13 x 15.50 x 19.50
MSD0010C300	7.5	10	120	19.13 x 15.50 x 19.50
MSD0012C300	10	12	120	19.13 x 15.50 x 19.50
MSD0020C300	15	20	220	19.13 x 15.50 x 19.50
MSD0025C300	20	25	273	19.13 x 15.50 x 19.50
MSD0028C300	25	28	290	19.13 x 15.50 x 19.50
MSD0035C300	30	35	350	19.13 x 15.50 x 19.50
MSD0045C300	40	45	370	19.13 x 15.50 x 19.50
MSD0055C300	50	55	440	22.13 x 20.43 x 28.50
MSD0065C300	60	65	510	22.13 x 20.43 x 28.50
MSD0080C300	75	80	610	22.13 x 20.43 x 28.50
MSD0110C300	100	110	830	36.00 x 28.40 x 36.86
MSD0130C300	125	130	730	36.00 x 28.40 x 36.86
MSD0160C300	150	160	740	36.00 x 28.40 x 36.86
MSD0200C300	200	200	940	36.00 x 28.40 x 36.86
MSD0250C300	250	250	1160	36.00 x 28.40 x 36.86
MSD0305C300	300	305	1390	36.00 x 28.40 x 36.86
MSD0362C300	350	362	1410	36.00 x 28.40 x 36.86
MSD0420C300	400	420	1650	36.00 x 28.40 x 36.86
MSD0450C300	450	450	1870	36.00 x 28.40 x 36.86

## 600 V Non-UL Type 1/3R

Non-UL Type 1/3R Part Number	HP	Amps	Watt Loss	Dimensions (in.) Height x Width x Depth
MSN0500C300	500	500	1940	63.95 x 24.58 x 44.00
MSN0600C300	600	600		63.95 x 24.58 x 44.00
MSN0750C300	750	750		63.95 x 24.58 x 44.00
MSN0850C300	850	850		63.95 x 24.58 x 44.00
MSN0900C300	900	900		63.95 x 24.58 x 44.00

# V1k dv/dt Output Filter

The benefits of installing a Pulse Width Modulated (PWM) Drive, including increased energy savings and decreased maintenance, may make it seem like the perfect solution. But, these benefits can be offset by increases in motor failures. Voltage wave reflection is a function of the voltage rise time (dv/dt) and the length of the motor cables.



The impedance on either end of the cable run does not match, causing voltage pulses to be reflected back in the direction from which it arrived. As these reflected waves encounter other waves, their values add, causing higher peak voltage.

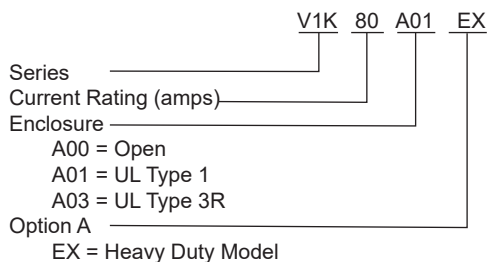
As wire length or carrier frequency increases, the overshoot peak voltage also increases. Peak voltages on a 480V system can reach 1,600V and 2,100V on a 600V system. These high peak voltages can cause a rapid breakdown of motor insulation, leading to motor failure. By combining a patented dampening circuit with a low pass filter, V1k filters increase the voltage rise time (dt out of dv/dt) thereby preventing voltage spikes from exceeding 1,000V and protecting motor and cable insulation.

## Benefits

- Extend the life of your motor & cable by reduction of harmful voltage spikes due to dv/dt
- Protect cable runs and reduce motor heating, noise and vibration
- Prevent motor failure with protection against motor insulation breakdown
- Reduce Common Mode by a minimum of 30%
- Improve system productivity and increase bearing life and up-time
- Protect long lead lengths up to 3,000 feet (depending on cable and VFD size)



## Part Numbering System





# V1k dv/dt Output Filter

## V1K Open Filter

Part Number	NEC Motor HP			Rated Current	Watt Loss	Dimensions (in.) Height x Width x Depth	Open Weight	EX Model Part Number
	480 V	600 V	240 V					
V1K2A00	0.75	1	-	2	75	9.00 x 5.50 x 7.25	8	V1K2A00EX
V1K3A00	1 - 1.5	2	0.5	3	75	9.00 x 5.50 x 7.25	8	V1K3A00EX
V1K4A00	2	3	0.75	4	75	9.00 x 5.50 x 7.25	8	V1K4A00EX
V1K6A00		-	1 - 1.5	6	80	9.00 x 5.50 x 7.25	8	V1K6A00EX
V1K8A00	5	5	2	8	90	9.00 x 5.50 x 8.25	8	V1K8A00EX
V1K12A00	7.5	10	3	12	95	9.00 x 5.50 x 8.25	8	V1K12A00EX
V1K16A00	10	-	5	16	95	9.00 x 5.50 x 8.25	12	V1K16A00EX
V1K18A00	10	15	-	18	110	9.00 x 5.50 x 8.25	12	V1K18A00EX
V1K21A00	15	-	-	21	110	9.00 x 5.50 x 8.25	12	V1K21A00EX
V1K25A00	15	20	7.5	25	110	9.00 x 5.50 x 8.25	12	V1K25A00EX
V1K27A00	20	25	-	27	110	9.00 x 5.50 x 8.25	14	V1K27A00EX
V1K35A00	25	30	10	35	130	12.00 x 8.00 x 9.00	17	V1K35A00EX
V1K45A00	30	40	15	45	135	12.00 x 8.00 x 9.00	17	V1K45A00EX
V1K55A00	40	50	20	55	145	12.00 x 8.00 x 9.00	23	V1K55A00EX
V1K80A00	50 - 60	75	25 - 30	80	255	12.00 x 8.00 x 9.00	23	V1K80A00EX
V1K110A00	75	100	40	110	245	12.00 x 8.00 x 10.25	40	V1K110A00EX
V1K130A00	100	125	50	130	270	8.50 x 11.75 x 9.50	55	V1K130A00EX
V1K160A00	125	150	60	160	260	8.50 x 11.75 x 10.50	60	V1K160A00EX
V1K200A00	150	200	75	200	265	8.50 x 11.75 x 9.25	60	V1K200A00EX
V1K250A00	200	250	100	250	290	8.50 x 11.75 x 9.25	65	V1K250A00EX
V1K305A00	250	300	-	305	325	8.75 x 11.75 x 12.25	80	V1K305A00EX
V1K362A00	300	350	150	362	300	8.75 x 11.75 x 12.00	80	V1K362A00EX
V1K420A00	350	450	-	420	450	10.00 x 11.75 x 13.75	95	V1K420A00EX
V1K480A00	400	500	200	480	475	10.00 x 11.75 x 13.75	100	V1K480A00EX
V1K600A00	500	600	-	600	515	12.75 x 15.00 x 13.75	130	V1K600A00EX
V1K750A00	600	700	-	750	770	12.75 x 15.00 x 14.50	135	V1K750A00EX

# V1k dv/dt Output Filter

## V1K Type 1 Filter

UL Type 1 Part Number	NEC Motor HP			Rated Current	Watt Loss	Dimensions (in.) Height x Width x Depth	UL Type 1 Weight	EX Model Part Number
	480 V	600 V	240 V					
V1K2A01	0.75	1	-	2	75	9.00 x 5.50 x 10.00	11	V1K2A01EX
V1K3A01	1 - 1.5	2	0.5	3	75	9.00 x 5.50 x 10.00	11	V1K3A01EX
V1K4A01	2	3	0.75	4	75	9.00 x 5.50 x 10.00	11	V1K4A01EX
V1K6A01	3	-	1 - 1.5	6	80	9.00 x 5.50 x 10.00	11	V1K6A01EX
V1K8A01	5	5	2	8	90	9.00 x 5.50 x 10.00	11	V1K8A01EX
V1K12A01	7.5	10	3	12	95	9.00 x 5.50 x 10.00	11	V1K12A01EX
V1K16A01	10	-	5	16	95	9.00 x 5.50 x 10.00	15	V1K16A01EX
V1K18A01	10	15	-	18	110	9.00 x 5.50 x 10.00	15	V1K18A01EX
V1K21A01	15	-	-	21	110	9.00 x 5.50 x 10.00	15	V1K21A01EX
V1K25A01	15	20	7.5	25	110	9.00 x 5.50 x 10.00	15	V1K25A01EX
V1K27A01	20	25	-	27	110	9.00 x 5.50 x 10.00	15	V1K27A01EX
V1K35A01	25	30	10	35	130	12.00 x 8.00 x 11.50	23	V1K35A01EX
V1K45A01	30	40	15	45	135	12.00 x 8.00 x 11.50	23	V1K45A01EX
V1K55A01	40	50	20	55	145	12.00 x 8.00 x 11.50	23	V1K55A01EX
V1K80A01	50 - 60	75	25 - 30	80	255	12.00 x 8.00 x 11.50	29	V1K80A01EX
V1K110A01	75	100	40	110	245	16.50 x 18.00 x 15.00	68	V1K110A01EX
V1K130A01	100	125	50	130	270	16.50 x 18.00 x 15.00	83	V1K130A01EX
V1K160A01	125	150	60	160	260	16.50 x 18.00 x 15.00	83	V1K160A01EX
V1K200A01	150	200	75	200	265	16.50 x 18.00 x 15.00	93	V1K200A01EX
V1K250A01	200	250	100	250	290	16.50 x 18.00 x 15.00	93	V1K250A01EX
V1K305A01	250	300	-	305	325	16.50 x 18.00 x 30.00	117	V1K305A01EX
V1K362A01	300	350	150	362	300	16.50 x 18.00 x 30.00	117	V1K362A01EX
V1K420A01	350	450	-	420	450	16.50 x 18.00 x 30.00	132	V1K420A01EX
V1K480A01	400	500	200	480	475	16.50 x 18.00 x 30.00	138	V1K480A01EX
V1K600A01	500	600	-	600	515	16.50 x 18.00 x 30.00	168	V1K600A01EX
V1K750A01	600	700	-	750	770	16.50 x 18.00 x 30.00	180	V1K750A01EX

# V1k dv/dt Output Filter

## V1K Type 3R Filter


UL Type 3R Part Number	NEC Motor HP			Rated Current	Watt Loss	Dimensions (in.) Height x Width x Depth	UL Type 3R Weight	EX Model Part Number
	480 V	600 V	240 V					
V1K2A03	0.75	1	-	2	75	11.45 x 10.00 x 12.00	25	V1K2A03EX
V1K3A03	1 - 1.5	2	0.5	3	75	11.45 x 10.00 x 12.00	25	V1K3A03EX
V1K4A03	2	3	0.75	4	75	11.45 x 10.00 x 12.00	25	V1K4A03EX
V1K6A03	3	-	1 - 1.5	6	80	11.45 x 10.00 x 12.00	25	V1K6A03EX
V1K8A03	5	5	2	8	90	11.45 x 10.00 x 12.00	25	V1K8A03EX
V1K12A03	7.5	10	3	12	95	11.45 x 10.00 x 12.00	25	V1K12A03EX
V1K16A03	10	-	5	16	95	11.45 x 10.00 x 12.00	29	V1K16A03EX
V1K18A03	10	15	-	18	110	11.45 x 10.00 x 12.00	25	V1K18A03EX
V1K21A03	15	-	-	21	110	11.45 x 10.00 x 12.00	29	V1K21A03EX
V1K25A03	15	20	7.5	25	110	11.45 x 10.00 x 12.00	29	V1K25A03EX
V1K27A03	20	25	-	27	110	11.45 x 10.00 x 12.00	29	V1K27A03EX
V1K35A03	25	30	10	35	130	19.18 x 15.62 x 19.50	56	V1K35A03EX
V1K45A03	30	40	15	45	135	19.18 x 15.62 x 19.50	56	V1K45A03EX
V1K55A03	40	50	20	55	145	19.18 x 15.62 x 19.50	56	V1K55A03EX
V1K80A03	50 - 60	75	25 - 30	80	255	19.18 x 15.62 x 19.50	62	V1K80A03EX
V1K110A03	75	100	40	110	245	19.18 x 15.62 x 19.50	74	V1K110A03EX
V1K130A03	100	125	50	130	270	19.18 x 15.62 x 19.50	89	V1K130A03EX
V1K160A03	125	150	60	160	260	19.18 x 15.62 x 19.50	99	V1K160A03EX
V1K200A03	150	200	75	200	265	19.18 x 15.62 x 19.50	99	V1K200A03EX
V1K250A03	200	250	100	250	290	19.18 x 15.62 x 19.50	99	V1K250A03EX
V1K305A03	250	300	-	305	325	22.15 x 20.62 x 28.50	109	V1K305A03EX
V1K362A03	300	350	150	362	300	22.15 x 20.62 x 28.50	109	V1K362A03EX
V1K420A03	350	450	-	420	450	22.15 x 20.62 x 28.50	156	V1K420A03EX
V1K480A03	400	500	200	480	475	22.15 x 20.62 x 28.50	161	V1K480A03EX
V1K600A03	500	600	-	600	515	36.00 x 28.21 x 36.86	297	V1K600A03EX
V1K750A03	600	700	-	750	770	36.00 x 28.21 x 36.86	307	V1K750A03EX

# KDR Optimized Load Reactors

KDR Optimized Drive Reactors may be used at the output of AC-PWM variable frequency drives where the motor lead lengths are less than 100 feet. The addition of a KDR unit to the output of a drive will dampen overshoot peak voltage, reduce motor heating and audible noise, helping to extend the life of the motor.

## Extend the Life of the Motor on the Output

- Dampen Overshoot Peak Voltage
- Reduce Motor Heating
- Reduce Audible Noise
- RoHS Compliant
- Dampen Overshoot Peak Voltage



# KDR Optimized Load Reactors

## 480 V Output

Part Number	NEC Motor HP	NEC Motor Current	Max Cont. Amps	Std. Terms	Dimensions (in.) Height x Width x Depth	Open Weight	UL Type 1 Enclosed Part Number *	UL Type 3R Enclosed Part Number *
KDRA1P	2	3.4	4	TB	4.00 x 4.18 x 3.75	4	KDRA1PE01	KDRA1PE3R
KDRA2P	3	4.8	6	TB	4.00 x 4.18 x 3.75	4	KDRA2PE01	KDRA2PE3R
KDRA3P	5	7.6	8	TB	4.00 x 4.18 x 3.75	4	KDRA3PE01	KDRA3PE3R
KDRA4P	7.5	11	12	TB	4.00 x 4.18 x 3.75	5	KDRA4PE01	KDRA4PE3R
KDRB1P	10	14	16	TB	5.00 x 6.00 x 4.00	7	KDRB1PE01	KDRB1PE3R
KDRD1P	15	21	21	TB	6.00 x 7.20 x 4.25	10	KDRD1PE01	KDRD1PE3R
KDRD2P	20	27	27	TB	6.00 x 7.20 x 4.25	10	KDRD2PE01	KDRD2PE3R
KDRD3P	25	34	35	TB	6.00 x 7.20 x 4.25	12	KDRD3PE01	KDRD3PE3R
KDRD4P	30	40	45	TB	6.00 x 7.20 x 4.25	12	KDRD4PE01	KDRD4PE3R
KDRC1P	40	52	55	TB	5.75 x 7.20 x 5.00	15	KDRC1PE01	KDRC1PE3R
KDRF1P	50	65	80	TB	7.00 x 9.00 x 6.00	25	KDRF1PE01	KDRF1PE3R
KDRF2P	60	77	80	TB	7.00 x 9.00 x 6.00	25	KDRF2PE01	KDRF2PE3R
KDRF3P	75	96	110	CB	7.00 x 9.00 x 6.00	33	KDRF3PE01	KDRF3PE3R
KDRH1P	100	124	130	CB	8.31 x 10.50 x 6.00	43	KDRH1PE01	KDRH1PE3R
KDRI1P	125	156	160	CB	8.50 x 10.50 x 6.31	56	KDRI1PE01	KDRI1PE3R
KDRI2P	150	180	200	CB	8.50 x 11.00 x 7.00	56	KDRI2PE01	KDRI2PE3R
KDRG1P	200	240	250	CB	10.15 x 11.38 x 8.25	69	KDRG1PE01	KDRG1PE3R
KDRJ1P	250	302	310	CB	10.00 x 10.88 x 9.00	79	KDRJ1PE01	KDRJ1PE3R
KDRJ2P	300	361	365	CB	10.00 x 11.25 x 9.25	79	KDRJ2PE01	KDRJ2PE3R
KDRL1P	350	414	420	CB	12.75 x 14.75 x 9.25	95	KDRL1PE01	KDRL1PE3R
KDRL2P	400	477	480	CB	12.75 x 14.75 x 9.25	104	KDRL2PE01	KDRL2PE3R
KDRL3P	450	515	600	CB	12.75 x 14.75 x 9.25	109	KDRL3PE01	KDRL3PE3R
KDRL4P	500	590	600	CB	12.75 x 14.75 x 9.25	109	KDRL4PE01	KDRL4PE3R

## 575 V Output

Part Number	NEC Motor HP	NEC Motor Current	Max Cont. Amps	Std. Terms	Dimensions (in.) Height x Width x Depth	Open Weight	UL Type 1 Enclosed Part Number *	UL Type 3R Enclosed Part Number *
KDRA31P	2	2.7	4	TB	4.00 x 4.18 x 3.75	4	KDRA31PE01	KDRA31PE3R
KDRA35P	3	3.9	4	TB	4.00 x 4.18 x 3.75	4	KDRA35PE01	KDRA35PE3R
KDRA33P	5	6.1	8	TB	4.00 x 4.18 x 3.75	4	KDRA33PE01	KDRA33PE3R
KDRA34P	7.5	9	12	TB	4.00 x 4.18 x 3.75	4	KDRA34PE01	KDRA34PE3R
KDRA36P	10	11	12	TB	4.00 x 4.18 x 3.75	5	KDRA36PE01	KDRA36PE3R
KDRD31P	15	17	18	TB	5.75 x 7.20 x 4.25	10	KDRD31PE01	KDRD31PE3R
KDRD32P	20	22	25	TB	5.75 x 7.20 x 4.25	10	KDRD32PE01	KDRD32PE3R
KDRD35P	25	27	27	TB	5.75 x 7.20 x 4.25	10	KDRD35PE01	KDRD35PE3R
KDRD33P	30	32	35	TB	5.75 x 7.20 x 4.25	12	KDRD33PE01	KDRD33PE3R
KDRD34P	40	41	45	TB	5.75 x 7.20 x 4.25	12	KDRD34PE01	KDRD34PE3R
KDRC31P	50	52	55	TB	5.75 x 7.20 x 5.00	15	KDRC31PE01	KDRC31PE3R
KDRF31P	60	62	80	TB	7.00 x 9.00 x 6.00	25	KDRF31PE01	KDRF31PE3R
KDRF32P	75	77	80	TB	7.00 x 9.00 x 6.00	25	KDRF32PE01	KDRF32PE3R
KDRF33P	100	99	110	CB	7.00 x 9.00 x 6.00	33	KDRF33PE01	KDRF33PE3R
KDRH31P	125	125	130	CB	8.31 x 10.50 x 6.00	43	KDRH31PE01	KDRH31PE3R
KDRI31P	150	144	160	CB	8.50 x 10.50 x 6.31	56	KDRI31PE01	KDRI31PE3R
KDRI32P	200	192	200	CB	8.50 x 11.00 x 7.00	51	KDRI32PE01	KDRI32PE3R
KDRG31P	250	242	250	CB	10.15 x 11.38 x 8.25	69	KDRG31PE01	KDRG31PE3R
KDRJ31P	300	289	300	CB	10.00 x 10.88 x 9.00	75	KDRJ31PE01	KDRJ31PE3R
KDRJ32P	350	336	360	CB	10.00 x 11.25 x 9.25	79	KDRJ32PE01	KDRJ32PE3R
KDRL31P	400	382	420	CB	12.75 x 14.75 x 9.25	104	KDRL31PE01	KDRL31PE3R
KDRL35P	450	412	420	CB	12.75 x 14.75 x 9.25	109	KDRL35PE01	KDRL35PE3R
KDRL32P	500	472	480	CB	12.75 x 14.75 x 9.25	109	KDRL32PE01	KDRL32PE3R

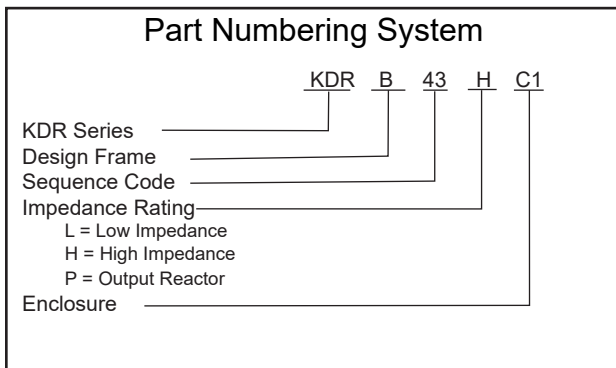
# KDR Optimized Load Reactors

## 600 V Output

Part Number	NEC Motor HP	NEC Motor Current	Max Cont. Amps	Standard Terms	Dimensions (in.) Height x Width x Depth	Open Weight	NEMA 1 Enclosed Part Number *
KDRA31PV	2	2.7	4	QD	4.00 x 4.18 x 3.75	4	KDRA31PC1V
KDRA35PV	3	3.9	4	QD	4.00 x 4.18 x 3.75	4	KDRA35PC1V
KDRA33PV	5	6.1	8	QD	4.00 x 4.18 x 3.75	4	KDRA33PC1V
KDRA34PV	7.5	9	12	QD	4.00 x 4.18 x 3.75	4	KDRA34PC1V
KDRA36PV	10	11	12	QD	4.00 x 4.18 x 3.75	5	KDRA36PC1V
KDRD31PV	15	17	18	RL	5.75 x 7.20 x 4.50	10	KDRD31PC2V
KDRD32PV	20	22	25	RL	5.75 x 7.20 x 4.50	10	KDRD32PC2V
KDRD35PV	25	27	27	RL	5.75 x 7.20 x 4.50	10	KDRD35PC2V
KDRD33PV	30	32	35	RL	5.75 x 7.20 x 4.50	12	KDRD33PC2V
KDRD34PV	40	41	45	RL	5.75 x 7.20 x 4.50	12	KDRD34PC2V
KDRC31PV	50	52	55	RL	5.75 x 7.20 x 5.00	15	KDRC31PC2V
KDRF31PV	60	62	80	RL	7.00 x 9.00 x 6.00	25	KDRF31PC3V
KDRF32PV	75	77	80	RL	7.00 x 9.00 x 6.00	25	KDRF32PC3V
KDRF33PV	100	99	110	CB	7.00 x 9.00 x 6.00	30	KDRF33PC4V
KDRH31PV	125	125	130	CB	8.50 x 11.00 x 6.25	40	KDRH31PC4V
KDRI31PV	150	144	160	CB	9.00 x 11.00 x 7.00	50	KDRI31PC4V
KDRI32PV	200	192	200	CB	9.00 x 11.00 x 7.00	45	KDRI32PC4V
KDRG31PV	250	242	250	CB	9.00 x 11.00 x 8.00	60	KDRG31PC4V
KDRJ31PV	300	289	300	CB	9.00 x 11.00 x 9.00	70	KDRJ31PC5V
KDRJ32PV	350	336	360	CB	9.00 x 11.00 x 9.00	70	KDRJ32PC5V
KDRL31PV	400	382	420	CB	11.38 x 14.50 x 9.31	85	KDRL31PC5V
KDRL35PV	450	412	420	CB	11.38 x 14.50 x 9.31	85	KDRL35PC5V
KDRL32PV	500	472	480	CB	11.38 x 14.50 x 9.31	95	KDRL32PC5V

\*For enclosed unit dimensions and added weight, please refer to the Reactor Enclosure Price page.

\*\*NOTE: 690 V parts are UL recognized.





# KDR Series DIN Rail Load Reactors

## 480 V Output

Part Number	NEC Motor HP	NEC Motor Current	Standard Terms	Dimensions (in.)			Weight
				Height	Width	Depth	
KDRA1PDR	2	3.4	TB	4.00	4.18	3.75	4
KDRA2PDR	3	4.8	TB	4.00	4.18	3.75	4
KDRA3PDR	5	7.6	TB	4.00	4.18	3.75	4
KDRA4PDR	7.5	11	TB	4.00	4.18	3.75	5
KDRB1PDR	10	14	TB	5.00	6.00	4.00	7

## 575 V Output

Part Number	NEC Motor HP	NEC Motor Current	Standard Terms	Dimensions (in.)			Weight
				Height	Width	Depth	
KDRA31PDR	2	2.7	TB	4.00	4.18	3.75	4
KDRA35PDR	3	3.9	TB	4.00	4.18	3.75	4
KDRA33PDR	5	6.1	TB	4.00	4.18	3.75	4
KDRA34PDR	7.5	9	TB	4.00	4.18	3.75	4
KDRA36PDR	10	11	TB	4.00	4.18	3.75	5

## 690 V Output

Part Number	NEC Motor HP	NEC Motor Current	Standard Terms	Dimensions (in.)			Weight
				Height	Width	Depth	
KDRA31PDRV	2	2.7	QD	4.31	4.18	4.75	4
KDRA35PDRV	3	3.9	QD	4.31	4.18	4.75	4
KDRA33PDRV	5	6.1	QD	4.31	4.18	4.75	4
KDRA34PDRV	7.5	9	QD	4.31	4.18	4.75	4
KDRA36PDRV	10	11	QD	4.31	4.18	4.75	5

# Section 3: Power Factor Correction Solutions

# PF Guard Capacitor Bank

Avoid penalty fees and high utility bills with TCI's PF Guard™. By providing reactive power to your system the PF Guard will improve your facility's power factor to near unity.

This reduces the amount of costly apparent power the utility must provide. The PF Guard will reduce the demand on your electrical equipment, resulting in improved electrical system capacity and a more effective power supply.

**PF Guard™**

## What is Power Factor?

All inductive loads require two types of power to function properly:

- **Active power (kW)** performs real work in loads such as motors
- **Reactive power (kVAR)** is consumed by inductive loads such as AC motors and performs no productive work

Power Factor is the ratio between the active power and the total power consumed (apparent power or kVA) and is the standard measure of how efficiently electrical power is being used by a system.

## Why Improve Power Factor?

When the power factor is below 1.0 or unity, the electrical efficiency of the system decreases forcing the utility to supply more apparent power than necessary.

Utilities can pass on the resulting costs to the industrial users as power factor penalties and high utility bills.

Issues caused by low power factor may include:

- Poor system performance
- High energy costs
- Electric surcharges
- Harmful environmental impacts

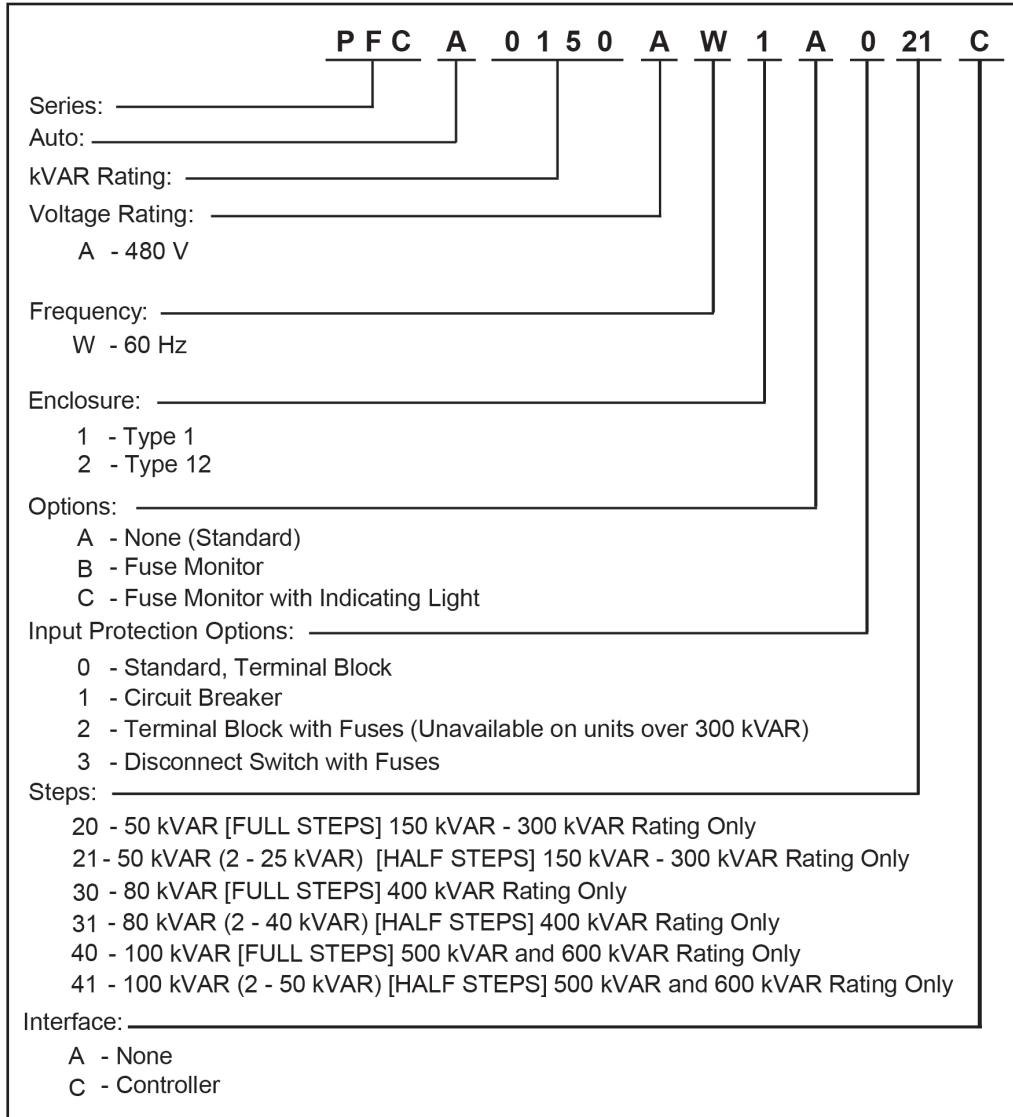
## Powerful Features

The PF Guard offers an automatic switching design, providing an optimized solution for your application. A detuned, anti-resonance reactor is built into the unit for an extra layer of protection from harmonics and to prevent equipment failure, reduce costs and increase the life of the system.



# PF Guard Capacitor Bank

## PF Guard Part Numbering System



\*For unit without an interface, deduct \$2,000 from list price.

### Legend for Options:

- FM = Fuse Monitor
- FML = Fuse Monitor with Light
- CB = Circuit Breaker
- FI = Fuse Input
- DS = Disconnect Switch

# PF Guard Capacitor Bank

## 480 V Type 1, Automatic, Terminal Block

Full kVAR Steps					
			Options: No Step Fuse Monitor	Options: Step Fuse Monitor	Options: Step Fuse Monitor w/ Light
kVAR	kVAR Steps	# Steps	Part Number	Part Number	Part Number
150	50	3	PFCA0150AW1A020C	PFCA0150AW1B020C	PFCA0150AW1C020C
200	50	4	PFCA0200AW1A020C	PFCA0200AW1B020C	PFCA0200AW1C020C
250	50	5	PFCA0250AW1A020C	PFCA0250AW1B020C	PFCA0250AW1C020C
300	50	6	PFCA0300AW1A020C	PFCA0300AW1B020C	PFCA0300AW1C020C
400	80	5	PFCA0400AW1A030C	PFCA0400AW1B030C	PFCA0400AW1C030C
500	100	5	PFCA0500AW1A040C	PFCA0500AW1B040C	PFCA0500AW1C040C
600	100	6	PFCA0600AW1A040C	PFCA0600AW1B040C	PFCA0600AW1C040C
Full & Half kVAR Steps					
			Options: No Step Fuse Monitor	Options: Step Fuse Monitor	Options: Step Fuse Monitor w/ Light
kVAR	kVAR Steps	# Steps	Part Number	Part Number	Part Number
150	50 & 25	4	PFCA0150AW1A021C	PFCA0150AW1B021C	PFCA0150AW1C021C
200	50 & 25	5	PFCA0200AW1A021C	PFCA0200AW1B021C	PFCA0200AW1C021C
250	50 & 25	6	PFCA0250AW1A021C	PFCA0250AW1B021C	PFCA0250AW1C021C
300	50 & 25	7	PFCA0300AW1A021C	PFCA0300AW1B021C	PFCA0300AW1C021C
400	80 & 40	6	PFCA0400AW1A031C	PFCA0400AW1B031C	PFCA0400AW1C031C
500	100 & 50	6	PFCA0500AW1A041C	PFCA0500AW1B041C	PFCA0500AW1C041C
600	100 & 50	7	PFCA0600AW1A041C	PFCA0600AW1B041C	PFCA0600AW1C041C

## 480 V Type 1, Automatic, Circuit Breaker

Full kVAR Steps					
			Options: No Step Fuse Monitor	Options: Step Fuse Monitor	Options: Step Fuse Monitor w/ Light
kVAR	kVAR Steps	# Steps	Part Number	Part Number	Part Number
150	50	3	PFCA0150AW1A120C	PFCA0150AW1B120C	PFCA0150AW1C120C
200	50	4	PFCA0200AW1A120C	PFCA0200AW1B120C	PFCA0200AW1C120C
250	50	5	PFCA0250AW1A120C	PFCA0250AW1B120C	PFCA0250AW1C120C
300	50	6	PFCA0300AW1A120C	PFCA0300AW1B120C	PFCA0300AW1C120C
400	80	5	PFCA0400AW1A130C	PFCA0400AW1B130C	PFCA0400AW1C130C
500	100	5	PFCA0500AW1A140C	PFCA0500AW1B140C	PFCA0500AW1C140C
600	100	6	PFCA0600AW1A140C	PFCA0600AW1B140C	PFCA0600AW1C140C
Full & Half kVAR Steps					
			Options: No Step Fuse Monitor	Options: Step Fuse Monitor	Options: Step Fuse Monitor w/ Light
kVAR	kVAR Steps	# Steps	Part Number	Part Number	Part Number
150	50 & 25	4	PFCA0150AW1A121C	PFCA0150AW1B121C	PFCA0150AW1C121C
200	50 & 25	5	PFCA0200AW1A121C	PFCA0200AW1B121C	PFCA0200AW1C121C
250	50 & 25	6	PFCA0250AW1A121C	PFCA0250AW1B121C	PFCA0250AW1C121C
300	50 & 25	7	PFCA0300AW1A121C	PFCA0300AW1B121C	PFCA0300AW1C121C
400	80 & 40	6	PFCA0400AW1A131C	PFCA0400AW1B131C	PFCA0400AW1C131C
500	100 & 50	6	PFCA0500AW1A141C	PFCA0500AW1B141C	PFCA0500AW1C141C
600	100 & 50	7	PFCA0600AW1A141C	PFCA0600AW1B141C	PFCA0600AW1C141C

# PF Guard Capacitor Bank

## 480 V Type 1, Automatic, Fused Input

Full kVAR Steps					
			Options: No Step Fuse Monitor	Options: Step Fuse Monitor	Options: Step Fuse Monitor w/ Light
kVAR	kVAR Steps	# Steps	Part Number	Part Number	Part Number
150	50	3	PFCA0150AW1A220C	PFCA0150AW1B220C	PFCA0150AW1C220C
200	50	4	PFCA0200AW1A220C	PFCA0200AW1B220C	PFCA0200AW1C220C
250	50	5	PFCA0250AW1A220C	PFCA0250AW1B220C	PFCA0250AW1C220C
300	50	6	PFCA0300AW1A220C	PFCA0300AW1B220C	PFCA0300AW1C220C
Full & Half kVAR Steps					
			Options: No Step Fuse Monitor	Options: Step Fuse Monitor	Options: Step Fuse Monitor w/ Light
kVAR	kVAR Steps	# Steps	Part Number	Part Number	Part Number
150	50 & 25	4	PFCA0150AW1A221C	PFCA0150AW1B221C	PFCA0150AW1C221C
200	50 & 25	5	PFCA0200AW1A221C	PFCA0200AW1B221C	PFCA0200AW1C221C
250	50 & 25	6	PFCA0250AW1A221C	PFCA0250AW1B221C	PFCA0250AW1C221C
300	50 & 25	7	PFCA0300AW1A221C	PFCA0300AW1B221C	PFCA0300AW1C221C

Note: 400, 500, & 600 kVAR banks only come in Fused Input options; only come with additional disconnect switch.

## 480 V Type 1, Automatic, Fused Disconnect Switch

Full kVAR Steps					
			Options: No Step Fuse Monitor	Options: Step Fuse Monitor	Options: Step Fuse Monitor w/ Light
kVAR	kVAR Steps	# Steps	Part Number	Part Number	Part Number
150	50	3	PFCA0150AW1A320C	PFCA0150AW1B320C	PFCA0150AW1C320C
200	50	4	PFCA0200AW1A320C	PFCA0200AW1B320C	PFCA0200AW1C320C
250	50	5	PFCA0250AW1A320C	PFCA0250AW1B320C	PFCA0250AW1C320C
300	50	6	PFCA0300AW1A320C	PFCA0300AW1B320C	PFCA0300AW1C320C
400	80	5	PFCA0400AW1A330C	PFCA0400AW1B330C	PFCA0400AW1C330C
500	100	5	PFCA0500AW1A340C	PFCA0500AW1B340C	PFCA0500AW1C340C
600	100	6	PFCA0600AW1A340C	PFCA0600AW1B340C	PFCA0600AW1C340C
Full & Half kVAR Steps					
			Options: No Step Fuse Monitor	Options: Step Fuse Monitor	Options: Step Fuse Monitor w/ Light
kVAR	kVAR Steps	# Steps	Part Number	Part Number	Part Number
150	50 & 25	4	PFCA0150AW1A321C	PFCA0150AW1B321C	PFCA0150AW1C321C
200	50 & 25	5	PFCA0200AW1A321C	PFCA0200AW1B321C	PFCA0200AW1C321C
250	50 & 25	6	PFCA0250AW1A321C	PFCA0250AW1B321C	PFCA0250AW1C321C
300	50 & 25	7	PFCA0300AW1A321C	PFCA0300AW1B321C	PFCA0300AW1C321C
400	80 & 40	6	PFCA0400AW1A331C	PFCA0400AW1B331C	PFCA0400AW1C331C
500	100 & 50	6	PFCA0500AW1A341C	PFCA0500AW1B341C	PFCA0500AW1C341C
600	100 & 50	7	PFCA0600AW1A341C	PFCA0600AW1B341C	PFCA0600AW1C341C

# PF Guard Capacitor Bank

## 480 V Type 12, Automatic, Terminal Block

Full kVAR Steps					
			Options: No Step Fuse Monitor	Options: Step Fuse Monitor	Options: Step Fuse Monitor w/ Light
kVAR	kVAR Steps	# Steps	Part Number	Part Number	Part Number
150	50	3	PFCA0150AW2A020C	PFCA0150AW2B020C	PFCA0150AW2C020C
200	50	4	PFCA0200AW2A020C	PFCA0200AW2B020C	PFCA0200AW2C020C
250	50	5	PFCA0250AW2A020C	PFCA0250AW2B020C	PFCA0250AW2C020C
300	50	6	PFCA0300AW2A020C	PFCA0300AW2B020C	PFCA0300AW2C020C
400	80	5	PFCA0400AW2A030C	PFCA0400AW2B030C	PFCA0400AW2C030C
500	100	5	PFCA0500AW2A040C	PFCA0500AW2B040C	PFCA0500AW2C040C
600	100	6	PFCA0600AW2A040C	PFCA0600AW2B040C	PFCA0600AW2C040C
Full & Half kVAR Steps					
			Options: No Step Fuse Monitor	Options: Step Fuse Monitor	Options: Step Fuse Monitor w/ Light
kVAR	kVAR Steps	# Steps	Part Number	Part Number	Part Number
150	50 & 25	4	PFCA0150AW2A021C	PFCA0150AW2B021C	PFCA0150AW2C021C
200	50 & 25	5	PFCA0200AW2A021C	PFCA0200AW2B021C	PFCA0200AW2C021C
250	50 & 25	6	PFCA0250AW2A021C	PFCA0250AW2B021C	PFCA0250AW2C021C
300	50 & 25	7	PFCA0300AW2A021C	PFCA0300AW2B021C	PFCA0300AW2C021C
400	80 & 40	6	PFCA0400AW2A031C	PFCA0400AW2B031C	PFCA0400AW2C031C
500	100 & 50	6	PFCA0500AW2A041C	PFCA0500AW2B041C	PFCA0500AW2C041C
600	100 & 50	7	PFCA0600AW2A041C	PFCA0600AW2B041C	PFCA0600AW2C041C

## 480 V Type 12, Automatic, Circuit Breaker

Full kVAR Steps					
			Options: No Step Fuse Monitor	Options: Step Fuse Monitor	Options: Step Fuse Monitor w/ Light
kVAR	kVAR Steps	# Steps	Part Number	Part Number	Part Number
150	50	3	PFCA0150AW2A120C	PFCA0150AW2B120C	PFCA0150AW2C120C
200	50	4	PFCA0200AW2A120C	PFCA0200AW2B120C	PFCA0200AW2C120C
250	50	5	PFCA0250AW2A120C	PFCA0250AW2B120C	PFCA0250AW2C120C
300	50	6	PFCA0300AW2A120C	PFCA0300AW2B120C	PFCA0300AW2C120C
400	80	5	PFCA0400AW2A130C	PFCA0400AW2B130C	PFCA0400AW2C130C
500	100	5	PFCA0500AW2A140C	PFCA0500AW2B140C	PFCA0500AW2C140C
600	100	6	PFCA0600AW2A140C	PFCA0600AW2B140C	PFCA0600AW2C140C
Full & Half kVAR Steps					
			Options: No Step Fuse Monitor	Options: Step Fuse Monitor	Options: Step Fuse Monitor w/ Light
kVAR	kVAR Steps	# Steps	Part Number	Part Number	Part Number
150	50 & 25	4	PFCA0150AW2A121C	PFCA0150AW2B121C	PFCA0150AW2C121C
200	50 & 25	5	PFCA0200AW2A121C	PFCA0200AW2B121C	PFCA0200AW2C121C
250	50 & 25	6	PFCA0250AW2A121C	PFCA0250AW2B121C	PFCA0250AW2C121C
300	50 & 25	7	PFCA0300AW2A121C	PFCA0300AW2B121C	PFCA0300AW2C121C
400	80 & 40	6	PFCA0400AW2A131C	PFCA0400AW2B131C	PFCA0400AW2C131C
500	100 & 50	6	PFCA0500AW2A141C	PFCA0500AW2B141C	PFCA0500AW2C141C
600	100 & 50	7	PFCA0600AW2A141C	PFCA0600AW2B141C	PFCA0600AW2C141C



# PF Guard Capacitor Bank

## 480 V Type 12, Automatic, Fused Input

Full kVAR Steps					
			Options: No Step Fuse Monitor	Options: Step Fuse Monitor	Options: Step Fuse Monitor w/ Light
kVAR	kVAR Steps	# Steps	Part Number	Part Number	Part Number
150	50	3	PFCA0150AW2A220C	PFCA0150AW2B220C	PFCA0150AW2C220C
200	50	4	PFCA0200AW2A220C	PFCA0200AW2B220C	PFCA0200AW2C220C
250	50	5	PFCA0250AW2A220C	PFCA0250AW2B220C	PFCA0250AW2C220C
300	50	6	PFCA0300AW2A220C	PFCA0300AW2B220C	PFCA0300AW2C220C
Full & Half kVAR Steps					
			Options: No Step Fuse Monitor	Options: Step Fuse Monitor	Options: Step Fuse Monitor w/ Light
kVAR	kVAR Steps	# Steps	Part Number	Part Number	Part Number
150	50 & 25	4	PFCA0150AW2A221C	PFCA0150AW2B221C	PFCA0150AW2C221C
200	50 & 25	5	PFCA0200AW2A221C	PFCA0200AW2B221C	PFCA0200AW2C221C
250	50 & 25	6	PFCA0250AW2A221C	PFCA0250AW2B221C	PFCA0250AW2C221C
300	50 & 25	7	PFCA0300AW2A221C	PFCA0300AW2B221C	PFCA0300AW2C221C

## 480 V Type 12, Automatic, Fused Disconnect Switch

Full kVAR Steps					
			Options: No Step Fuse Monitor	Options: Step Fuse Monitor	Options: Step Fuse Monitor w/ Light
kVAR	kVAR Steps	# Steps	Part Number	Part Number	Part Number
150	50	3	PFCA0150AW2A320C	PFCA0150AW2B320C	PFCA0150AW2C320C
200	50	4	PFCA0200AW2A320C	PFCA0200AW2B320C	PFCA0200AW2C320C
250	50	5	PFCA0250AW2A320C	PFCA0250AW2B320C	PFCA0250AW2C320C
300	50	6	PFCA0300AW2A320C	PFCA0300AW2B320C	PFCA0300AW2C320C
400	80	5	PFCA0400AW2A330C	PFCA0400AW2B330C	PFCA0400AW2C330C
500	100	5	PFCA0500AW2A340C	PFCA0500AW2B340C	PFCA0500AW2C340C
600	100	6	PFCA0600AW2A340C	PFCA0600AW2B340C	PFCA0600AW2C340C
Full & Half kVAR Steps					
			Options: No Step Fuse Monitor	Options: Step Fuse Monitor	Options: Step Fuse Monitor w/ Light
kVAR	kVAR Steps	# Steps	Part Number	Part Number	Part Number
150	50 & 25	4	PFCA0150AW2A321C	PFCA0150AW2B321C	PFCA0150AW2C321C
200	50 & 25	5	PFCA0200AW2A321C	PFCA0200AW2B321C	PFCA0200AW2C321C
250	50 & 25	6	PFCA0250AW2A321C	PFCA0250AW2B321C	PFCA0250AW2C321C
300	50 & 25	7	PFCA0300AW2A321C	PFCA0300AW2B321C	PFCA0300AW2C321C
400	80 & 40	6	PFCA0400AW2A331C	PFCA0400AW2B331C	PFCA0400AW2C331C
500	100 & 50	6	PFCA0500AW2A341C	PFCA0500AW2B341C	PFCA0500AW2C341C
600	100 & 50	7	PFCA0600AW2A341C	PFCA0600AW2B341C	PFCA0600AW2C341C

# KTR and KCAP

## CAP Guard KTR

CAPGuard KTR tuning reactors are designed to be used in conjunction with power factor correction capacitors whenever nonlinear loads are present. Tuning reactors can be installed with existing power factor correction banks or as part of a new installation. Typical applications include any facility that applies power factor correction capacitors to avoid penalty or to allow for more efficient energy consumption.

## After CAPGuard KTR

CAPGuard KTR tuning reactors prevent uncontrolled system resonance by force tuning the capacitors to a harmless resonant frequency. In an application where a high percentage of the connected load is three phase adjustable speed drives, high amounts of the 5th, 7th, 11th, and 13th harmonics will be present. CAPGuard KTR tuning reactors are designed to offer an inductance which will tune existing capacitors well below these frequencies, preventing resonance and, therefore, fuse or capacitor failure.

## KCAP Applications

TCI High Endurance Capacitors are intended for use in electrical environments that are rich in harmonic content due to non-linear loads. Some applications include factories and plants with a large numbers of variable frequency drives and/or DC drives, waste water treatment plants, pumping stations, facilities that co-generate power, and power consumers that are incurring penalties for poor power factor.

## Before High Endurance Caps

The reactive power demanded by motors, transformers and higher KVA RMS demanded by harmonic currents contribute to poor power factor in industrial and commercial buildings. Simply put, poor power factor means that energy is not being efficiently delivered or consumed. Power factor correction capacitors relieve the reactive power burden on supply generators, transformers and facility wiring. However, capacitors cannot be safely applied in buildings with a high content of harmonically-rich non-linear load, as their addition may induce plant resonance, a dangerous and costly situation. Force tuning (or de-tuning) capacitor banks may correct for the potential for resonance. However, standard capacitor cells, with service factor ratings designed for linear loads, still may not be suitable in non-linear environments. Testing shows that capacitors will need to tolerate at least 150% over-current and higher than intended temperatures in those environments.

## After High Endurance Caps

TCI High Endurance capacitors are designed, built and tested specifically for use in harmonically rich environments. They are suitable for use in de-tuned central power factor correction banks, and in drive-applied and load-applied harmonic filters. They are capable of handling 190% of rated current continuously in a 65 degree C ambient temperature. Properly applied, they offer a robust and cost effective solution to inefficient power delivery and consumption.

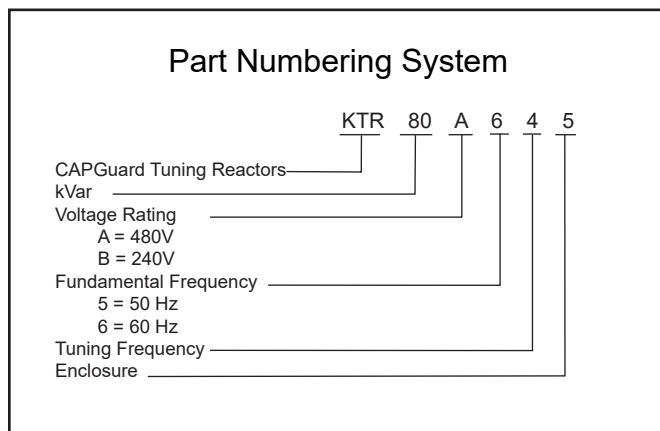
# KTR CAPGuard Tuning Reactors

## 480 V KTR

Part Number	kVar	Fund. Freq. (Hz)	Tuned Freq. (Hz)	Standard	Dimensions (in.) Height x Width x Depth	Open Weight	NEMA 1 Enclosed Part Number *	ENCL
KTR10A64	10	60	240	TB	5.60 x 7.50 x 4.75	16	KTR10A642	2
KTR15A64	15	60	240	TB	7.00 x 9.50 x 6.00	22	KTR15A643	3
KTR20A64	20	60	240	TB	8.50 x 10.50 x 6.50	25	KTR20A644	4
KTR25A64	25	60	240	TB	8.50 x 11.00 x 7.00	45	KTR25A644	4
KTR30A64	30	60	240	TB	8.50 x 11.00 x 7.00	53	KTR30A644	4
KTR40A64	40	60	240	TB	8.50 x 11.00 x 7.75	60	KTR40A644	4
KTR50A64	50	60	240	CB	13.38 x 13.44 x 9.00	95	KTR50A645	5
KTR60A64	60	60	240	CB	14.00 x 13.44 x 9.00	95	KTR60A645	5
KTR80A64	80	60	240	CB	13.50 x 13.44 x 9.00	105	KTR80A645	5
KTR100A64	100	60	240	CB	13.38 x 13.44 x 9.00	105	KTR100A645	5
KTR120A64	120	60	240	CB	13.38 x 13.44 x 11.00	150	KTR120A645	5
KTR150A64	150	60	240	CB	18.00 x 17.00 x 10.25	260	KTR150A647	7
KTR200A64	200	60	240	CB	18.00 x 17.00 x 10.25	295	KTR200A647	7

\*For enclosed unit dimensions and added weight, please refer to the Reactor Enclosure Price page.

CAPGuard is used to limit or reduce harmonic current into power factor correction capacitor banks. CAPGuard can be system applied. It is tuned away from the 5th harmonic.



# KCAP High Endurance Capacitors

## Three-Phase Dry Type Individual Caps

Part Number	Voltage	kVar	Dimensions (in.) Height x Diameter
28565	480	10	8.48 x 3.32
28566	480	15	8.48 x 3.32
28541	480	20	11.43 x 3.32
28567	600	5	8.30 x 2.53
28568	600	10	8.30 x 3.32
28569	600	15	11.31 x 3.31
28570	600	20	14.25 x 3.32

## Three-Phase Oil Filled Individual Caps

Part Number	Voltage	kVar	Dimensions (in.) Height x Diameter
KCAP5B6B	240	5	7.50 x 3.33
KCAP10B6B	240	10	10.50 x 3.33
27605	480	3	7.46 x 3.00
27606	480	5	7.46 x 3.00
28503	480	6	8.24 x 3.35

## Single-Phase Oil Filled Individual Caps

Part Number	Voltage	uf	Dimensions (in.) Height x Diameter
29340	330	15 uf	3.30 x 1.75
28654	330	35 uf	3.30 x 1.75

## Mounting Hardware

Part Number	# of Cells	Bracket Size	List Price
KCAPBKT1A	1	A	\$53.00
KCAPBKT1B	1	B	\$53.00
KCAPBKT2A	2	A	\$78.00
KCAPBKT2B	2	B	\$78.00
KCAPBKT4B	4	B	\$94.00

# Section 4: High Frequency Noise Solutions

# KRF 3-Phase EMC Power Line Filters

## Features and Benefits

- Availability up to 690 V
- Units to accommodate up to 2,500 amps
- Finger safe terminal blocks for smaller units
- ENEC higher safety mark
- Helps Application Meet Standards:
  - FCC Regulation 15, Subpart J
  - CISPR 11 A and B
  - EN61800-3
- Advanced 2-Stage Filtering
- Simple Installation
- Enhanced Drive Performance and Durability
- Lightweight and Compact
- KRF Applications



AC Drives rely upon three phase EMC power line filters from TCI, because they provide effective EMC solutions up to 2500A. EMC filters are integral components in power systems utilizing drives where high frequency noise should be held to a minimum. EMC Filtering would also benefit any application that utilizes sensitive electronic equipment that may be susceptible to interference, such as radios, computers, control devices, radar, sonar, etc. EMC filters will assist in system CE compliance. Some examples include airports, hospitals, factories with sophisticated automation equipment, pump stations, and commercial buildings.

## Equipment Interference and Failure

The power line noise emissions associated with variable frequency and variable speed drives can cause disturbances in nearby equipment. Typical disturbances include:

- Dimmer and ballast instability
- Lighting disturbances such as flashing
- Poor radio reception
- Poor television reception
- Instability of control systems
- Flow meter totalizing
- Computer system failures including the loss of data
- Flow metering fluctuation
- Thermostat control problems
- Radar disruption
- Sonar disruption

# KRF 3-Phase EMC Power Line Filters

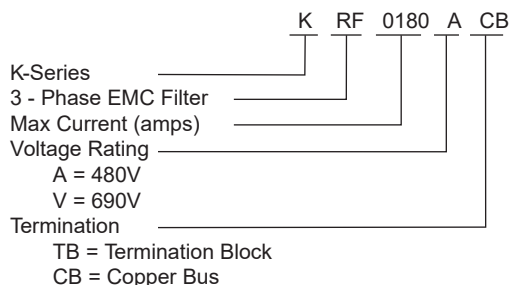
## 480 V

Part Number	Max Current	Standard Terms	$R_{typ} / m\Omega$	loss / W	Height	Width	Depth	Weight
KRF0008ATB	8	TB	16	4	2.49	6.5	2.03	1.3
KRF0016ATB	16	TB	9	8	2.76	9.1	1.83	2
KRF0025ATB	25	TB	5	11	3.27	9.1	1.83	2.4
KRF0036ATB	36	TB	4	18	3.55	10.44	2.29	3.9
KRF0050ATB	50	TB	2	17	3.55	10.44	2.29	3.9
KRF0066ATB	66	TB	1.5	23	5.58	10.44	2.29	5.9
KRF0090ATB	90	TB	1.1	31	5.32	11.42	3.15	9.2
KRF0120ATB	120	TB	0.9	45	5.91	11.42	3.55	10.8
KRF0150ATB	150	TB	0.55	43	5.91	12.84	3.55	11.7
KRF0150ACB	150	CB	0.14	11	5.56	10.24	6.7	28.6
KRF0180ACB	180	CB	0.11	12	5.56	10.24	6.7	28.6
KRF0250ACB	250	CB	0.11	24	4.53	11.82	7.49	33
KRF0320ACB	320	CB	0.051	18	4.57	11.82	10.24	46.2
KRF0400ACB	400	CB	0.048	26	4.57	11.82	10.24	46.2
KRF0600ACB	600	CB	0.052	65	4.57	13.78	10.24	48.4
KRF1000ACB	1000	CB	0.033	114	6.54	13.78	11.82	61.6
KRF1600ACB	1600	CB	0.022	194	6.54	13.78	11.82	74.8
KRF2500ACB	2500	CB	0.015	323	8.73	25.6	15.16	231

## 690 V

Part Number	Max Current	Standard Terms	$R_{typ} / m\Omega$	loss / W	Height	Width	Depth	Weight
KRF0025VTB	25	TB	8	17	3.59	9.3	6.15	8.8
KRF0036VTB	36	TB	3.8	17	3.59	9.3	6.15	8.8
KRF0050VTB	50	TB	2	17	3.59	9.3	6.15	8.8
KRF0080VTB	80	TB	1	22	5.56	11.82	6.74	20.9
KRF0120VTB	120	TB	0.75	37	5.56	13.71	6.74	22
KRF0150VTB	150	TB	0.4	31	5.56	13.71	6.74	22
KRF0150VCB	150	CB	0.14	11	5.56	10.24	6.7	28.6
KRF0180VTB	180	TB	0.4	45	5.56	15.91	6.74	28.6
KRF0180VCB	180	CB	0.14	16	5.56	10.24	6.7	28.6
KRF0250VCB	250	CB	0.063	14	4.53	11.82	7.49	33
KRF0320VCB	320	CB	0.067	24	4.57	11.82	10.24	46.2
KRF0400VCB	400	CB	0.067	37	4.57	11.82	10.24	46.2
KRF0600 VCB	600	CB	0.052	65	4.57	13.78	10.24	48.4
KRF1000VCB	1000	CB	0.033	114	6.54	13.78	11.82	61.6
KRF1600 VCB	1600	CB	0.022	194	6.54	13.78	11.82	74.8
KRF2500VCB	2500	CB	0.015	323	8.71	25.6	15.16	231

### Part Numbering System





# Section 5: Legacy Products

# HarmonicGuard HG7 Filter

The HG7 Harmonic Filter, when applied at the variable frequency drive, provides a low impedance path for the major harmonic currents demanded by the drive. This greatly reduces the amount of harmonic current flowing through the distribution system and results in improved power factor, lower RMS currents, lower harmonic current distortion, lower harmonic voltage distortion, and increased system capacity. Limited to 7% Distortion (typical results of 5 – 6% TDD).



## HG7 Harmonic Filter Benefits

- High Quality Capacitors designed, built and tested specifically for use in harmonically rich environments
- Easy Installation
- Fits easily into motor control centers and ships ready to install
- Uninterrupted Operation - the drive continues to operate in the event of an HG7 shut-down
- Flexible Options
- Power Monitor Option
- Component Package Option

## Power Monitor Package

The Power Monitor package includes contactors and filter monitoring equipment. For units rated at 60 horsepower and below, the XM package utilizes indicator lights for filter operation and fuse failure. From 75 HP through 400 HP, the XM package uses the HG2 Protection Monitor/Harmonic-Power Factor meter. Please see product brochure for further details.



## Part Numbering System

	H	G	2	5	0	A	W	0	0	S	T	x	x
Series	HG												
Horse Power	25		0										
Voltage Rating	A		W										
	A = 480 V		B = 240 V			C = 600 V							
	L = 380-415V												
Frequency:	W		X										
	W - 60 Hz		X - 50 Hz										
Enclosure:	00		01			03							
	00 - Open		01 - UL Type 1			03 - UL Type 3R							
Package Option:	ST		STC			STCH			XM				
	ST - Base Option Package		STC - Contactor & CPT Package			STCH - Contactor, CPT, Heater Package			XM - Power Monitor Package				
	KP												
	KP - Kit with KPC panel												
Custom:													

Note: DC Filters are also available. Please contact the factory for more information.

# HG7

## 480 V AC Open ST (60 Hz)

Open Part Number	HP	kVar	Dimensions (in.)			Power Monitor Open Part Number
			Height	Width	Depth	
HG8AW00ST	7.5	3	19.75	17.00	6.50	HG8AW00XM
HG10AW00ST	10	3	19.75	17.00	6.50	HG10AW00XM
HG15AW00ST	15	5	19.75	9.00	17.00	HG15AW00XM
HG20AW00ST	20	6	19.75	8.00	17.00	HG20AW00XM
HG25AW00ST	25	8	19.75	8.00	17.00	HG25AW00XM
HG30AW00ST	30	10	30.75	17.00	12.50	HG30AW00XM
HG40AW00ST	40	15	30.75	17.00	12.50	HG40AW00XM
HG50AW00ST	50	15	30.75	17.00	12.50	HG50AW00XM
HG60AW00ST	60	20	30.75	17.00	12.50	HG60AW00XM
HG75AW00ST	75	25	30.75	17.00	12.50	HG75AW00XM
HG100AW00ST	100	30	30.75	17.00	12.50	HG100AW00XM
HG125AW00ST	125	40	56.00	17.00	16.50	HG125AW00XM
HG150AW00ST	150	45	56.00	17.00	16.50	HG150AW00XM
HG200AW00ST	200	60	67.00	17.00	19.00	HG200AW00XM
HG250AW00ST	250	75	67.00	17.00	19.00	HG250AW00XM
HG300AW00ST	300	90	67.00	17.00	19.00	HG300AW00XM
HG350AW00ST	350	105	67.00	17.00	19.00	HG350AW00XM
HG400AW00ST	400	120	40.00	40.00	20.00	HG400AW00XM
HG450AW00ST	450	150	40.00	40.00	20.00	HG450AW00XM
HG500AW00ST	500	150	40.00	40.00	20.00	HG500AW00XM
HG600AW00ST	600	180	45.00	45.00	24.00	HG600AW00XM
HG700AW00ST	700	210	45.00	45.00	24.00	HG700AW00XM
HG800AW00ST	800	240	45.00	45.00	24.00	HG800AW00XM
HG900AW00ST	900	270	45.00	45.00	24.00	HG900AW00XM

## 480 V AC Open STC (60 Hz)

Open Part Number	HP	kVar	Watts Loss	Dimensions (in.)			Open Weight
				H	W	D	
HG8AW00STC	7.5	3	200	19.75	17.00	6.75	45
HG10AW00STC	10	3	200	19.75	17.00	6.75	45
HG15AW00STC	15	5	275	19.75	17.00	8.00	55
HG20AW00STC	20	6	300	19.75	17.00	8.00	65
HG25AW00STC	25	8	325	30.75	17.00	8.00	75
HG30AW00STC	30	10	375	30.75	17.00	10.00	85
HG40AW00STC	40	15	625	30.75	17.00	10.00	125
HG50AW00STC	50	15	650	30.75	17.00	10.00	135
HG60AW00STC	60	20	825	30.75	17.00	10.00	140
HG75AW00STC	75	25	950	30.75	17.00	10.00	145
HG100AW00STC	100	30	975	56.00	17.00	10.00	205
HG125AW00STC	125	40	1150	56.00	17.00	14.00	225
HG150AW00STC	150	45	1450	56.00	17.00	14.00	265
HG200AW00STC	200	60	1775	67.00	17.00	14.00	360
HG250AW00STC	250	75	2050	67.00	17.00	14.00	370
HG300AW00STC	300	90	2500	60.00	32.00	19.00	445
HG350AW00STC	350	105	2725	60.00	32.00	19.00	470
HG400AW00STC	400	120	3100	60.00	32.00	19.00	570
HG450AW00STC	450	150	3350	40.00	40.00	20.00	690
HG500AW00STC	500	150	3500	40.00	40.00	20.00	725
HG600AW00STC	600	180	3500	45.00	45.00	24.00	1000
HG700AW00STC	700						
HG800AW00STC	800						
HG900AW00STC	900						

# HG7

## 480 V AC Type 1 ST (60 Hz)

Type 1 Part Number	HP	kVar	Dimensions (in.)			Power Monitor Enclosed Part Number
			Height	Width	Depth	
HG8AW01ST	7.5	3	19.75	17.50	12.14	HG8AW01XM
HG10AW01ST	10	3	19.75	17.50	12.14	HG10AW01XM
HG15AW01ST	15	5	19.75	17.50	12.14	HG15AW01XM
HG20AW01ST	20	6	19.75	17.50	12.14	HG20AW01XM
HG25AW01ST	25	8	19.75	17.50	12.14	HG25AW01XM
HG30AW01ST	30	10	31.50	17.50	12.14	HG30AW01XM
HG40AW01ST	40	15	31.50	17.50	12.14	HG40AW01XM
HG50AW01ST	50	15	31.50	17.50	12.14	HG50AW01XM
HG60AW01ST	60	20	31.50	17.50	12.14	HG60AW01XM
HG75AW01ST	75	25	31.50	17.50	12.14	HG75AW01XM
HG100AW01ST	100	30	31.50	17.50	12.14	HG100AW01XM
HG125AW01ST	125	40	56.00	17.15	16.14	HG125AW01XM
HG150AW01ST	150	45	56.00	17.15	16.14	HG150AW01XM
HG200AW01ST	200	60	70.00	20.00	20.00	HG200AW01XM
HG250AW01ST	250	75	70.00	20.00	20.00	HG250AW01XM
HG300AW01ST	300	90	70.00	20.00	20.00	HG300AW01XM
HG350AW01ST	350	105	70.00	20.00	20.00	HG350AW01XM
HG400AW01ST	400	120	60.00	52.00	24.50	HG400AW01XM
HG450AW01ST	450	150	60.00	52.00	24.50	HG450AW01XM
HG500AW01ST	500	150	60.00	52.00	24.50	HG500AW01XM
HG600AW01ST	600	180	60.00	52.00	24.50	HG600AW01XM
HG700AW01ST	700	210	60.00	52.00	24.00	HG700AW01XM
HG800AW01ST	800	240	60.00	52.00	24.50	HG800AW01XM
HG900AW01ST	900	270	60.00	52.00	24.50	HG900AW01XM
HG1000AW01ST	1000					

## 480 V AC Type 1 STC (60 Hz)

Type 1 Part Number	HP	kVar	Wall Mount / Floor Stand	Dimensions (in.)			Enclosed Weight
				H	W	D	
HG8AW01STC	7.5	3	Wall Mount	19.75	17.50	12.14	70
HG10AW01STC	10	3	Wall Mount	19.75	17.50	12.14	70
HG15AW01STC	15	5	Wall Mount	19.75	17.50	12.14	80
HG20AW01STC	20	6	Wall Mount	19.75	17.50	12.14	90
HG25AW01STC	25	8	Wall Mount	30.75	17.50	12.14	105
HG30AW01STC	30	10	Wall Mount	30.75	17.50	12.14	135
HG40AW01STC	40	15	Wall Mount	30.75	17.50	12.14	175
HG50AW01STC	50	15	Wall Mount	30.75	17.50	12.14	185
HG60AW01STC	60	20	Wall Mount	30.75	17.50	12.14	195
HG75AW01STC	75	25	Wall Mount	30.75	17.50	12.14	210
HG100AW01STC	100	30	Wall Mount	56.00	17.56	16.15	235
HG125AW01STC	125	40	Wall Mount	56.00	17.56	16.15	315
HG150AW01STC	150	45	Wall Mount	56.00	17.56	16.15	360
HG200AW01STC	200	60	Floor Stand	70.00	20.00	20.00	500
HG250AW01STC	250	75	Floor Stand	70.00	20.00	20.00	530
HG300AW01STC	300	90	Floor Stand	70.00	20.00	20.00	600
HG350AW01STC	350	105	Floor Stand	70.00	20.00	20.00	650
HG400AW01STC	400	120	Floor Stand	60.00	52.00	24.00	995
HG450AW01STC	450	150	Floor Stand	60.00	52.00	24.00	1010
HG500AW01STC	500	150	Floor Stand	60.00	52.00	24.00	1025
HG600AW01STC	600	180	Floor Stand	60.00	52.00	24.00	1250
HG700AW01STC	700		Floor Stand				
HG800AW01STC	800		Floor Stand				
HG900AW01STC	900		Floor Stand				
HG1000AW01STC	1000		Floor Stand				

# HG7

## 480 V Type 3R ST (60 Hz)

Type 3R Part Number	HP	kVar	Dimensions (in.)			Power Monitor Nema 3R no window kit Part Number
			Height	Width	Depth	
HG8AW03ST	7.5	3	32.24	33.00	13.73	HG8AW01XM-3R
HG10AW03ST	10	3	32.24	33.00	13.73	HG10AW01XM-3R
HG15AW03ST	15	5	32.24	33.00	13.73	HG15AW01XM-3R
HG20AW03ST	20	6	32.24	33.00	13.73	HG20AW01XM-3R
HG25AW03ST	25	8	32.24	33.00	13.73	HG25AW01XM-3R
HG30AW03ST	30	10	32.24	33.00	13.73	HG30AW01XM-3R
HG40AW03ST	40	15	36.00	39.15	13.73	HG40AW01XM-3R
HG50AW03ST	50	15	36.00	39.15	13.73	HG50AW01XM-3R
HG60AW03ST	60	20	36.00	39.15	13.73	HG60AW01XM-3R
HG75AW03ST	75	25	36.00	39.15	13.73	HG75AW01XM-3R
HG100AW03ST	100	30	36.00	39.15	13.73	HG100AW01XM-3R
HG125AW03ST	125	40	36.00	39.15	13.73	HG125AW01XM-3R
HG150AW03ST	150	45	51.00	39.07	17.73	HG150AW01XM-3R
HG200AW03ST	200	60	51.00	39.07	17.73	HG200AW01XM-3R
HG250AW03ST	250	75	51.00	45.14	21.73	HG250AW01XM-3R
HG300AW03ST	300	90	51.00	45.14	21.73	HG300AW01XM-3R
HG350AW03ST	350	105	51.00	45.14	21.73	HG350AW01XM-3R
HG400AW03ST	400	120	64.00	57.13	25.96	HG400AW01XM-3R
HG450AW03ST	450	150	64.00	57.13	25.96	HG450AW01XM-3R
HG500AW03ST	500	150	64.00	57.13	25.96	HG500AW01XM-3R
HG600AW03ST	600	180	64.00	57.13	25.96	HG600AW01XM-3R
HG700AW03ST	700					HG700AW01XM-3R
HG800AW03ST	800					HG800AW01XM-3R
HG900AW03ST	900					HG900AW01XM-3R
HG1000AW03ST	1000					HG1000AW01XM-3R

## 480 V Type 3R STC (60 Hz)

Enclosed Type 3R Part Number	HP	kVar	Wall Mount / Free Standing	Dimensions (in.)			Enclosed Weight
				H	W	D	
HG8AW03STC	7.5	3	Wall Mount	32.24	33.00	13.73	106
HG10AW03STC	10	3	Wall Mount	32.24	33.00	13.73	113
HG15AW03STC	15	5	Wall Mount	32.24	33.00	13.73	125
HG20AW03STC	20	6	Wall Mount	32.24	33.00	13.73	126
HG25AW03STC	25	8	Wall Mount	32.24	33.00	13.73	145
HG30AW03STC	30	10	Wall Mount	32.24	33.00	13.73	153
HG40AW03STC	40	15	Wall Mount	36.00	39.15	13.73	221
HG50AW03STC	50	15	Wall Mount	36.00	39.15	13.73	231
HG60AW03STC	60	20	Wall Mount	36.00	39.15	13.73	241
HG75AW03STC	75	25	Wall Mount	36.00	39.15	13.73	252
HG100AW03STC	100	30	Wall Mount	36.00	39.15	13.73	271
HG125AW03STC	125	40	Wall Mount	36.00	39.15	13.73	291
HG150AW03STC	150	45	Wall Mount	51.00	39.07	17.73	405
HG200AW03STC	200	60	Free Standing	51.00	39.07	17.73	475
HG250AW03STC	250	75	Free Standing	51.00	45.14	21.73	550
HG300AW03STC	300	90	Free Standing	51.00	45.14	21.73	620
HG350AW03STC	350	105	Free Standing	51.00	45.14	21.73	670
HG400AW03STC	400	120	Free Standing	64.00	57.13	25.96	994
HG450AW03STC	450	150	Free Standing	64.00	57.13	25.96	1004
HG500AW03STC	500	150	Free Standing	64.00	57.13	25.96	1019
HG600AW03STC	600	180	Free Standing	64.00	57.13	25.96	1244
HG700AW03STC	700		Free Standing				
HG800AW03STC	800		Free Standing				
HG900AW03STC	900		Free Standing				
HG1000AW03STC	1000		Free Standing				

Note: Type 3R Heater option (STCH) is available. Please contact the Technical Support for more information.

# HG7

## 600 V AC Open ST (60 Hz)

Open Part Number	HP	kVar	Dimensions (in.)			Power Monitor Open Part Number
			Height	Width	Depth	
HG15CW00ST	15	5	19.75	8.00	17.00	HG15CW00XM
HG30CW00ST	30	10	30.75	17.00	12.50	HG30CW00XM
HG40CW00ST	40	15	30.75	17.00	12.50	HG40CW00XM
HG50CW00ST	50	15	30.75	17.00	12.50	HG50CW00XM
HG60CW00ST	60	20	30.75	17.00	12.50	HG60CW00XM
HG75CW00ST	75	25	30.75	17.00	12.50	HG75CW00XM
HG100CW00ST	100	30	30.75	17.00	12.50	HG100CW00XM
HG125CW00ST	125	40	56.00	17.00	16.50	HG125CW00XM
HG150CW00ST	150	45	56.00	17.00	16.50	HG150CW00XM
HG200CW00ST	200	60	67.00	17.00	19.00	HG200CW00XM
HG250CW00ST	250	75	67.00	17.00	19.00	HG250CW00XM
HG300CW00ST	300	90	67.00	17.00	29.00	HG300CW00XM
HG350CW00ST	350	105	67.00	17.00	19.00	HG350CW00XM
HG400CW00ST	400	120	40.00	40.00	20.00	HG400CW00XM
HG450CW00ST	450	150	40.00	40.00	20.00	HG450CW00XM
HG500CW00ST	500	150	40.00	40.00	20.00	HG500CW00XM
HG600CW00ST	600	180	45.00	45.00	24.00	HG600CW00XM
HG700CW00ST	700	210	45.00	45.00	24.00	HG700CW00XM
HG800CW00ST	800	240	45.00	45.00	24.00	HG800CW00XM
HG900CW00ST	900	270	45.00	45.00	24.00	HG900CW00XM

## 600 V AC Open STC (60 Hz)

Open Part Number	HP	kVar	Watts Loss	Dimensions (in.)			Open Weight
				H	W	D	
HG15CW00STC	15	5	300	30.75	17.00	9.00	60
HG30CW00STC	30	10	425	30.75	17.00	9.00	80
HG40CW00STC	40	15	675	30.75	17.00	9.00	130
HG50CW00STC	50	15	700	30.75	17.00	9.00	135
HG60CW00STC	60	20	900	30.75	17.00	9.00	140
HG75CW00STC	75	25	1000	56.00	17.00	9.25	175
HG100CW00STC	100	30	1050	56.00	17.00	9.25	215
HG125CW00STC	125	40	1200	56.00	17.00	13.04	220
HG150CW00STC	150	45	1500	56.00	17.00	13.04	265
HG200CW00STC	200	60	1850	67.00	17.00	16.00	360
HG250CW00STC	250	75	2000	67.00	17.00	16.00	365
HG300CW00STC	300	90	2500	60.00	32.00	18.50	525
HG350CW00STC	350	105	2800	60.00	32.00	18.50	535
HG400CW00STC	400	120	2700	60.00	32.00	18.50	545
HG450CW00STC	450	150	3050	45.00	45.00	24.00	765
HG500CW00STC	500	150	3000	45.00	45.00	24.00	950
HG600CW00STC	600	180	3200	45.00	45.00	24.00	975
HG700CW00STC	700	210	3600	45.00	45.00	24.00	1000
HG800CW00STC	800	240	3900	45.00	45.00	24.00	1025
HG900CW00STC	900	270	3800	45.00	45.00	24.00	1050



# HG7

## 600 V AC Type 1 ST (60 Hz)

Type 1 Part Number	HP	kVar	Dimensions (in.)			Power Monitor Enclosed Part Number
			Height	Width	Depth	
HG15CW01ST	15	5	19.75	17.50	12.14	HG15CW01XM
HG30CW01ST	30	10	31.50	17.50	12.14	HG30CW01XM
HG40CW01ST	40	12	31.50	17.50	12.14	HG40CW01XM
HG50CW01ST	50	15	31.50	17.50	12.14	HG50CW01XM
HG60CW01ST	60	20	31.50	17.50	12.14	HG60CW01XM
HG75CW01ST	75	25	31.50	17.50	12.14	HG75CW01XM
HG100CW01ST	100	30	31.50	17.50	12.14	HG100CW01XM
HG125CW01ST	125	40	56.00	17.15	16.14	HG125CW01XM
HG150CW01ST	150	45	56.00	17.15	16.14	HG150CW01XM
HG200CW01ST	200	60	70.00	20.00	20.00	HG200CW01XM
HG250CW01ST	250	75	70.00	20.00	20.00	HG250CW01XM
HG300CW01ST	300	90	70.00	20.00	20.00	HG300CW01XM
HG350CW01ST	350	105	70.00	20.00	20.00	HG350CW01XM
HG400CW01ST	400	120	60.00	52.00	24.50	HG400CW01XM
HG450CW01ST	450	150	60.00	52.00	24.50	HG450CW01XM
HG500CW01ST	500	150	60.00	52.00	24.50	HG500CW01XM
HG600CW01ST	600	180	60.00	52.00	24.50	HG600CW01XM
HG700CW01ST	700	210	60.00	52.00	24.50	HG700CW01XM
HG800CW01ST	800	240	60.00	52.00	24.50	HG800CW01XM
HG900CW01ST	900	270	60.00	52.00	24.50	HG900CW01XM

## 600 V AC Type 1 STC (60 Hz)

Enclosed Type 1 Part Number	HP	kVar	Wall Mount / Free Standing	Dimensions (in.)			Enclosed Weight
				H	W	D	
HG15CW01STC	15	5	Wall Mount	30.75	17.50	12.14	115
HG30CW01STC	30	10	Wall Mount	30.75	17.50	12.14	135
HG40CW01STC	40	15	Wall Mount	30.75	17.50	12.14	185
HG50CW01STC	50	15	Wall Mount	30.75	17.50	12.14	190
HG60CW01STC	60	20	Wall Mount	30.75	17.50	12.14	195
HG75CW01STC	75	25	Wall Mount	56.00	17.56	16.15	263
HG100CW01STC	100	30	Wall Mount	56.00	17.56	16.15	305
HG125CW01STC	125	40	Wall Mount	56.00	17.56	16.15	310
HG150CW01STC	150	45	Wall Mount	56.00	17.56	16.15	360
HG200CW01STC	200	60	Free Standing	70.00	20.00	20.00	510
HG250CW01STC	250	75	Free Standing	70.00	20.00	20.00	515
HG300CW01STC	300	90	Free Standing	70.00	20.00	20.00	685
HG350CW01STC	350	105	Free Standing	70.00	20.00	20.00	735
HG400CW01STC	400	120	Free Standing	60.00	52.00	24.50	1005
HG450CW01STC	450	150	Free Standing	60.00	52.00	24.50	1215
HG500CW01STC	500	150	Free Standing	60.00	52.00	24.50	1310
HG600CW01STC	600	180	Free Standing	60.00	52.00	24.50	1415
HG700CW01STC	700	210	Free Standing	60.00	52.00	24.50	1520
HG800CW01STC	800	240	Free Standing	60.00	52.00	24.50	1630
HG900CW01STC	900	270	Free Standing	60.00	52.00	24.50	1740



# HG7

## 600 V Type 3R ST (60 Hz)

Type 3R Part Number	HP	kVar	Dimensions (in.)			Enclosed Type 3R H Part Number	Wall Mount / Free Standing	Enclosed Weight
			Height	Width	Depth			
HG15CW03ST	15	5	32.24	33.00	13.73	HG15CW03STCH	Wall Mount	140
HG30CW03ST	30	10	32.24	33.00	13.73	HG30CW03STCH	Wall Mount	160
HG40CW03ST	40	15	36.00	39.15	13.73	HG40CW03STCH	Wall Mount	245
HG50CW03ST	50	15	36.00	39.15	13.73	HG50CW03STCH	Wall Mount	255
HG60CW03ST	60	20	36.00	39.15	13.73	HG60CW03STCH	Wall Mount	265
HG75CW03ST	75	25	36.00	39.15	13.73	HG75CW03STCH	Wall Mount	275
HG100CW03ST	100	30	36.00	39.15	13.73	HG100CW03STCH	Free Standing	390
HG125CW03ST	125	40	36.00	39.15	13.73	HG125CW03STCH	Free Standing	430
HG150CW03ST	150	45	51.00	39.07	17.73	HG150CW03STCH	Free Standing	440
HG200CW03ST	200	60	51.00	39.07	17.73	HG200CW03STCH	Free Standing	490
HG250CW03ST	250	75	51.00	45.14	21.73	HG250CW03STCH	Free Standing	590
HG300CW03ST	300	90	51.00	45.14	21.73	HG300CW03STCH	Free Standing	750
HG350CW03ST	350	105	64.00	57.13	25.96	HG350CW03STCH	Free Standing	1000
HG400CW03ST	400	120	64.00	57.13	25.96	HG400CW03STCH	Free Standing	1010
HG450CW03ST	450	150	64.00	57.13	25.96	HG450CW03STCH	Free Standing	1020
HG500CW03ST	500	150	64.00	57.13	25.96	HG500CW03STCH	Free Standing	1205
HG600CW03ST	600	180	64.00	57.13	25.96	HG600CW03STCH	Free Standing	1225
HG700CW03ST	700	210	64.00	57.13	25.96	HG700CW03STCH	Free Standing	1245
HG800CW03ST	800	240	64.00	57.13	25.96	HG800CW03STCH	Free Standing	1265
HG900CW03ST	900	270	64.00	57.13	25.96	HG900CW03STCH	Free Standing	1285

## 600 V Type 3R STC (60 Hz)

Enclosed Type 3R Part Number	HP	kVar	Wall Mount / Free Standing	Dimensions (in.)			Enclosed Weight
				H	W	D	
HG15CW03STC	15	5	Wall Mount	32.24	33.00	13.73	136
HG30CW03STC	30	10	Wall Mount	32.24	33.00	13.73	156
HG40CW03STC	40	15	Wall Mount	36.00	39.15	13.73	241
HG50CW03STC	50	15	Wall Mount	36.00	39.15	13.73	251
HG60CW03STC	60	20	Wall Mount	36.00	39.15	13.73	261
HG75CW03STC	75	25	Wall Mount	36.00	39.15	13.73	271
HG100CW03STC	100	30	Free Standing	36.00	39.15	13.73	384
HG125CW03STC	125	40	Free Standing	36.00	39.15	13.73	424
HG150CW03STC	150	45	Free Standing	51.00	39.07	17.73	434
HG200CW03STC	200	60	Free Standing	51.00	39.07	17.73	484
HG250CW03STC	250	75	Free Standing	51.00	45.14	21.73	584
HG300CW03STC	300	90	Free Standing	51.00	45.14	21.73	744
HG350CW03STC	350	105	Free Standing	64.00	57.13	25.96	966
HG400CW03STC	400	120	Free Standing	64.00	57.13	25.96	976
HG450CW03STC	450	150	Free Standing	64.00	57.13	25.96	986
HG500CW03STC	500	150	Free Standing	64.00	57.13	25.96	1171
HG600CW03STC	600	180	Free Standing	64.00	57.13	25.96	1191
HG700CW03STC	700	210	Free Standing	64.00	57.13	25.96	1211
HG800CW03STC	800	240	Free Standing	64.00	57.13	25.96	1411
HG900CW03STC	900	270	Free Standing	64.00	57.13	25.96	1611

# HG7

## 240 V AC Open ST (60 Hz)

Open Part Number	HP	kVar	Dimensions (in.)			Power Monitor Open Part Number
			Height	Width	Depth	
HG8BW00ST	7.5	3	19.75	17.00	8.00	HG8BW00XM
HG10BW00ST	10	3	19.75	17.00	8.00	HG10BW00XM
HG15BW00ST	15	5	19.75	17.00	8.00	HG15BW00XM
HG20BW00ST	20	6	30.75	17.00	12.50	HG20BW00XM
HG25BW00ST	25	8	30.75	17.00	12.50	HG25BW00XM
HG30BW00ST	30	10	30.75	17.00	12.50	HG30BW00XM
HG40BW00ST	40	15	30.75	17.00	12.50	HG40BW00XM
HG50BW00ST	50	15	30.75	17.00	12.50	HG50BW00XM
HG60BW00ST	60	20	30.75	17.00	12.50	HG60BW00XM
HG75BW00ST	75	25	56.00	17.00	16.50	HG75BW00XM
HG100BW00ST	100	30	56.00	17.00	16.50	HG100BW00XM

## 240 V AC Open STC (60 Hz)

Open Part Number	HP	kVar	Watts Loss	Dimensions (in.)			Open Weight
				H	W	D	
HG8BW00STC	7.5	3	200	30.75	17.00	8.00	65
HG10BW00STC	10	3	225	30.75	17.00	8.00	68
HG15BW00STC	15	5	300	30.75	17.00	8.00	75
HG20BW00STC	20	6	350	30.75	17.00	8.00	95
HG25BW00STC	25	8	375	30.75	17.00	8.00	100
HG30BW00STC	30	10	450	30.75	17.00	9.00	105
HG40BW00STC	40	15	675	30.75	17.00	9.25	105
HG50BW00STC	50	15	700	56.00	17.00	9.25	130
HG60BW00STC	60	20	800	56.00	17.00	9.25	140
HG75BW00STC	75	25	900	56.00	17.00	9.25	200
HG100BW00STC	100	30	1100	56.00	17.00	10.60	210

## 240 V Type 1 ST (60 Hz)

Type 1 Part Number	HP	kVar	Dimensions (in.)			Power Monitor Enclosed Part Number
			Height	Width	Depth	
HG8BW01ST	7.5	3	19.75	17.50	12.14	HG8BW01XM
HG10BW01ST	10	3	19.75	17.50	12.14	HG10BW01XM
HG15BW01ST	15	5	19.75	17.50	12.14	HG15BW01XM
HG20BW01ST	20	6	31.50	17.50	12.14	HG20BW01XM
HG25BW01ST	25	8	31.50	17.50	12.14	HG25BW01XM
HG30BW01ST	30	10	31.50	17.50	12.14	HG30BW01XM
HG40BW01ST	40	15	31.50	17.50	12.14	HG40BW01XM
HG50BW01ST	50	15	31.50	17.50	12.14	HG50BW01XM
HG60BW01ST	60	20	31.50	17.50	12.14	HG60BW01XM
HG75BW01ST	75	25	56.00	17.15	16.14	HG75BW01XM
HG100BW01ST	100	30	56.00	17.15	16.14	HG100BW01XM

## 240 V Type 1 STC (60 Hz)

Enclosed Part Number	HP	kVar	Wall Mount / Free Standing	Dimensions (in.)			Enclosed Weight
				H	W	D	
HG8BW01STC	7.5	3	Wall Mount	30.75	17.50	12.14	115
HG10BW01STC	10	3	Wall Mount	30.75	17.50	12.14	118
HG15BW01STC	15	5	Wall Mount	30.75	17.50	12.14	125
HG20BW01STC	20	6	Wall Mount	30.75	17.50	12.14	145
HG25BW01STC	25	8	Wall Mount	30.75	17.50	12.14	150
HG30BW01STC	30	10	Wall Mount	30.75	17.50	12.14	155
HG40BW01STC	40	15	Wall Mount	30.75	17.50	12.14	155
HG50BW01STC	50	15	Wall Mount	56.00	17.56	16.15	218
HG60BW01STC	60	20	Wall Mount	56.00	17.56	16.15	228
HG75BW01STC	75	25	Free Standing	56.00	17.56	16.15	288
HG100BW01STC	100	30	Free Standing	56.00	17.56	16.15	298

# HG7

## 240 V Type 3R ST (60 Hz)

Type 3R Part Number	HP	kVar	Dimensions (in.)			Enclosed Part Number	Wall Mount / Free Standing	Enclosed Weight
			Height	Width	Depth			
HG8BW03ST	7.5	3	32.24	33.00	13.73	HG8BW03STCH	Wall Mount	132
HG10BW03ST	10	3	32.24	33.00	13.73	HG10BW03STCH	Wall Mount	135
HG15BW03ST	15	5	32.24	33.00	13.73	HG15BW03STCH	Wall Mount	142
HG20BW03ST	20	6	36.00	39.15	13.73	HG20BW03STCH	Wall Mount	195
HG25BW03ST	25	8	36.00	39.15	13.73	HG25BW03STCH	Wall Mount	200
HG30BW03ST	30	10	36.00	39.15	13.73	HG30BW03STCH	Wall Mount	205
HG40BW03ST	40	15	36.00	39.15	13.73	HG40BW03STCH	Wall Mount	210
HG50BW03ST	50	15	36.00	39.15	13.73	HG50BW03STCH	Wall Mount	220
HG60BW03ST	60	20	36.00	39.15	13.73	HG60BW03STCH	Wall Mount	230
HG75BW03ST	75	25	51.00	39.07	17.73	HG75BW03STCH	Free Standing	365
HG100BW03ST	100	30	51.00	39.07	17.73	HG100BW03STCH	Free Standing	375

## 240 V Type 3R STC (60 Hz)

Enclosed Part Number	HP	kVar	Wall Mount / Free Standing	Dimensions (in.)			Enclosed Weight
				H	W	D	
HG8BW03STC	7.5	3	Wall Mount	32.24	33.00	13.73	128
HG10BW03STC	10	3	Wall Mount	32.24	33.00	13.73	131
HG15BW03STC	15	5	Wall Mount	32.24	33.00	13.73	138
HG20BW03STC	20	6	Wall Mount	36.00	39.15	13.73	190
HG25BW03STC	25	8	Wall Mount	36.00	39.15	13.73	196
HG30BW03STC	30	10	Wall Mount	36.00	39.15	13.73	200
HG40BW03STC	40	15	Wall Mount	36.00	39.15	13.73	205
HG50BW03STC	50	15	Wall Mount	36.00	39.15	13.73	215
HG60BW03STC	60	20	Wall Mount	36.00	39.15	13.73	225
HG75BW03STC	75	25	Free Standing	51.00	39.07	17.73	352
HG100BW03STC	100	30	Free Standing	51.00	39.07	17.73	367



© Copyright 2019, TCI, LLC  
All Rights Reserved  
Effective: January 1, 2019  
Part Number: 30971

***Need help? Contact our Tech Support for inquiries  
and product solutions.***

***414-357-4541  
tech-support@transcoil.com***